

**MEMORANDO nº 323 / 2025 – DAS/SESMA**

Belém/PA, 31 de março de 2025.

De: **JORGE FACIOLA** – Diretor do DAS.

Para: **ANDRÉIA OLIVEIRA** – Coordenadora Núcleo de Contratos / DEAD.

**Assunto: Solicitação de Aditivo ao Contrato nº 029/2020 – INSAÚDE / UPA MARAMBAIA.**

Senhora Coordenadora,


Considerando o contrato de Gestão Nº 029/2020 celebrado entre a SESMA e o Instituto Nacional de Pesquisa e Gestão em Saúde – INSAUDE, com o objetivo de o fomento, gerenciamento, operacionalização e execução de atividades e serviços de saúde a ser desenvolvido na UNIDADE DE PRONTO ATENDIMENTO 24h DA UPA MARAMBAIA, localizada na Rua Maravalho Belo, s/nª – Marambaia, no Município de Belém, em tempo integral, que assegure assistência de saúde universal e gratuita;

Considerando os termos da PORTARIA GM/MS Nº 6.565/2025, de 28.01.2025 que dispõe sobre os valores referentes à parcela do mês de janeiro de 2025, de que trata o Título IX-A da Portaria de Consolidação GM/MS nº 6, de 28 de setembro de 2017, relativos ao repasse da assistência financeira complementar referente ao exercício de 2025;

Considerando os termos da PORTARIA GM/MS Nº 6.648/2025, de 25.02.2025 que dispõe sobre os valores referentes à parcela do mês de fevereiro de 2025, de que trata o Título IX-A da Portaria de Consolidação GM/MS nº 6, de 28 de setembro de 2017, relativos ao repasse da assistência financeira complementar referente ao exercício de 2025;

Considerando os termos do documento do DGRTS/SESMA, em anexo, que encaminha os valores financeiros referente a 1ª parcela, no valor de R\$ 107.005,40 do repasse financeiro referente ao mês de janeiro / 2025, e a 2ª parcela, no valor de

Saúde



**BELÉM**  
PREFEITURA

CAPITAL DA AMAZÔNIA


R\$ 105.604,95, referente ao mês de fevereiro / 2025, para a UPA MARAMBAIA, CNES Nº 0050571;

Considerando planilha em anexo, extraída do sistema INVESTSUS, que informa os valores que devem ser repassados por CPF de profissional, conforme os cálculos estabelecidos para pagamento do PISO salarial;

Considerando que se faz necessário a OS contratada informar mensalmente à SESMA, até o 5º dia de cada mês, e quando este não cair em dia útil, a informação deverá ser antecipada, férias, licenças, admissões, demissões e demais encargos trabalhistas, para que seja realizado devido ajuste junto à base de cálculo – INVESTSUS;

Diante do exposto e considerando a necessidade de um instrumento legal para subsidiar o repasse recebido pelo Fundo Municipal de Saúde, solicitamos termo aditivo ao contrato de gestão nº 029/2020, para fins de repasse financeiro do complemento salarial do piso da enfermagem.

No mais, este DEUE se coloca à disposição.

  
**JORGE FACIOLA DE SOUZA NETO**  
DIRETOR DO DEPARTAMENTO DE ATENÇÃO À SAÚDE  
DAS / SESMA / PMB.

Jorge Faciola de Souza Neto  
Diretor de Atenção à Saúde  
DAS - SESMA / PMB  
Matrícula: 9516/12-931



Departamento de Urgencia SESMA &lt;deuesesma@gmail.com&gt;

**Fwd: Piso Enfermagem Janeiro 2025**

1 mensagem

BELEM/PA/SESMA - PISO ENFERMAGEM &lt;pisoenfermagem@sesma.pmb.pa.gov.br&gt;

27 de março de 2025 às  
16:00

Para: Deuesesma &lt;deuesesma@gmail.com&gt;

Encaminhamos os autos para conhecimento e providências,

---

Atenciosamente,

Luanderson Queiroz  
Chefe da DA/DGRTS/SESMA

----- Mensagem original -----

**Assunto:**Piso Enfermagem Janeiro 2025**Data:**11/03/2025 17:44**De:**BELEM/PA/SESMA - PISO ENFERMAGEM <pisoenfermagem@sesma.pmb.pa.gov.br>**Para:**"Dep. Urgen. Emerg." <deue@cinbesa.com.br>

Boa tarde!

Segue em anexo as planilhas do Piso da Enfermagem da UPA MARAMBAIA, UPA DAGUA e UPA JURUNAS, assim como a Portaria MS e as Instruções para conhecimento e demais deliberações.






--


Atenciosamente,

--


Atenciosamente,

Luanderson Queiroz  
Chefe da DA/DGRTS/SESMA**7 anexos**

-  **Instrução UPA Jurunas jan2025.pdf**  
349K
-  **Instrução UPA Marambaia Jan2025.pdf**  
355K
-  **Instrução UPA T.Firme Jan2025.pdf**  
358K
-  **Portaria GM\_ms Nº 6.565, DE 28 DE janeiro de 2025\_compressed.pdf**  
635K
-  **Piso UPA Jurunas Jan 2025.pdf**  
414K

 **Piso UPA Marambaia Jan 2025.pdf**  
413K

 **Piso UPA Terra Firme Jan 2025.pdf**  
411K



**DEPARTAMENTO DE GESTÃO E REGULAÇÃO DO TRABALHADOR EM SAÚDE –  
DGRTS - FOLHA DE INSTRUÇÃO – GDOC 35796/2019**

**Assunto: PRESTAÇÃO DE INFORMAÇÕES REFERENTE AO PISO ENFERMAGEM**

Trata-se de solicitação de informações referente ao piso enfermagem, referente a UPA MARAMBAIA- INSAUDE, Cnes 0050571, em anexo aos autos a Portaria GM/MS nº 6.565, de 28 de janeiro de 2025.

Consta nos autos planilha nominal por CPF, referente a referida portaria.

No caso dos autos, UPA MARAMBAIA- INSAUDE, Cnes 0050571, o valor destinado constante na portaria GM/MS nº 6.565, de 28 de janeiro de 2025, é no importe de R\$ 107.005,40.

Diante disso, submetemos a análise para melhor deliberação e confirmação dos valores a serem repassados.

**ANA PAULA FURTADO TAVARES**  
Chefe da Divisão Administrativa DGRTS/SESMA

CPF	PROFISSIONAL	TIPO DE EMPREGO	EMPRESA	CNPIS	CBPO	JORNADA SEMANAL (CARGA HORARIA)	SALARIO BASE (MENSAL)	INSSALUBRIDADE	ADICIONAL NOTURNO	ENCARGO PATRONAL	ENCARGO TRABALHISTA	VANTAGEM FIXA (VFPG)	VANTAGEM VARIÁVEL (VPVT)	RENUMERAÇÃO MENSAL TOTAL	COMPLIMENTO MENSAL UNIAO	OBSERVAÇÃO
01724217216	PROFISSIONAL	EMPREGADOR	ADRIA PATRICIA DOS SANTOS MOURAO	0050571	322205	36	1.320,00	264,00		132,92	498,11			1.584,00	1.400,45	
97341185287	PROFISSIONAL	EMPREGADOR	ADRIANI DO SOCORRO DA CONCEICAO MACEDO	0050571	322205	36	1.320,00	264,00	208,35	132,92	498,11			1.792,35	1.400,45	
01868440265	PROFISSIONAL	EMPREGADOR	ADRIANO NASCIMENTO SILVA	0050571	322205	36	1.320,00	264,00		132,92	498,11			1.584,00	1.400,45	
02317952293	PROFISSIONAL	EMPREGADOR	ALINE DA COSTA MATIAS	0050571	322205	36	1.320,00	264,00	208,35	132,92	498,11			1.792,35	1.400,45	
81097131220	PROFISSIONAL	EMPREGADOR	AVRILES DAIANA LOBATO DE OLIVEIRA TRINDADE	0050571	322205	36	1.320,00	264,00		132,92	498,11			1.584,00	1.400,45	
62043404253	PROFISSIONAL	EMPREGADOR	CLAUDIA DO SOCORRO DE CARVALHO DE LACERDA	0050571	223505	36	2.512,66	264,00	369,75	184,70	798,18			3.146,41	1.373,70	
93261535253	PROFISSIONAL	EMPREGADOR	CLECIANE CRISTINA SILVA DA COSTA	0050571	223505	36	2.512,66	264,00		132,92	498,11			1.584,00	1.400,45	
01246039206	PROFISSIONAL	EMPREGADOR	DEBORA LETICIA LIMA DA ROSA	0050571	223505	36	1.320,00	264,00		132,92	498,11			1.584,00	1.400,45	
59149892049	PROFISSIONAL	EMPREGADOR	DEUSENIA PEREIRA VIEIRA	0050571	223505	36	2.512,66	264,00		132,92	498,11			1.584,00	1.400,45	
00419935193	PROFISSIONAL	EMPREGADOR	ELIANE LIMA DE MELO	0050571	223505	36	2.512,66	264,00	369,75	184,70	798,18			3.146,41	1.373,70	
476602570391	PROFISSIONAL	EMPREGADOR	ELINEIDE FERREIRA BRASILI DO NASCIMENTO	0050571	223505	36	2.512,66	264,00		132,92	498,11			1.584,00	1.400,45	
61334812468	PROFISSIONAL	EMPREGADOR	ELIANE MONTEIRO DE ALMEIDA	0050571	322205	36	1.320,00	264,00	208,35	132,92	498,11			1.792,35	1.400,45	
73538051291	PROFISSIONAL	EMPREGADOR	ELIZABETH PINHEIRO LEAO	0050571	322205	36	1.320,00	264,00	208,35	132,92	498,11			1.792,35	1.400,45	
65786582000	PROFISSIONAL	EMPREGADOR	ELOANNA MARIANA XAVIER MAIA	0050571	322205	36	1.320,00	264,00	208,35	132,92	498,11			1.792,35	1.400,45	
78719439200	PROFISSIONAL	EMPREGADOR	ENY CORDEIRO DE ALMEIDA	0050571	322205	36	1.320,00	264,00	208,35	132,92	498,11			1.792,35	1.400,45	
023134110242	PROFISSIONAL	EMPREGADOR	ESTEFANY NASCIMENTO PINHEIRO	0050571	322205	36	1.320,00	264,00		132,92	498,11			1.584,00	1.400,45	
02950894232	PROFISSIONAL	EMPREGADOR	FELIPE VILCADO DOS SANTOS	0050571	322205	36	1.320,00	264,00	208,35	132,92	498,11			1.792,35	1.400,45	
74618741287	PROFISSIONAL	EMPREGADOR	FRANCINEIDE DE MATOS TAVARES	0050571	322205	36	1.320,00	264,00		132,92	498,11			1.584,00	1.400,45	
02950635210	PROFISSIONAL	EMPREGADOR	GABRIELLI DE SOUSA BARROSO	0050571	322205	36	1.320,00	264,00	208,35	132,92	498,11			1.792,35	1.400,45	
04807572704	PROFISSIONAL	EMPREGADOR	GERISCA SANTOS DE LIMA CAVALCANTE	0050571	322205	36	1.320,00	264,00	369,75	184,70	798,18			3.146,41	1.373,70	
88336859568	PROFISSIONAL	EMPREGADOR	GLAUBER CESAR SIQUEIRA ARAUJO	0050571	322205	36	1.320,00	264,00	208,35	132,92	498,11			1.792,35	1.400,45	
72922671200	PROFISSIONAL	EMPREGADOR	GLAUBER CESAR SIQUEIRA ARAUJO	0050571	322205	36	1.320,00	264,00	208,35	132,92	498,11			1.792,35	1.400,45	
00160686296	PROFISSIONAL	EMPREGADOR	GLAUCIE LUCIA DA SILVA SOUSA	0050571	322205	36	1.320,00	264,00		132,92	498,11			1.584,00	1.400,45	
79019374249	PROFISSIONAL	EMPREGADOR	HANNA DA SILVA MARGALHO	0050571	223505	36	2.512,66	264,00		132,92	498,11			1.584,00	1.400,45	
9665204287	PROFISSIONAL	EMPREGADOR	HEVIA RAMUNDA SILVA FERREIRA	0050571	322205	36	1.320,00	264,00	369,75	184,70	798,18			3.146,41	1.373,70	
42783399253	PROFISSIONAL	EMPREGADOR	IRENIDE GOMES DA SILVA	0050571	223505	36	2.512,66	264,00		132,92	498,11			1.584,00	1.400,45	
65534620200	PROFISSIONAL	EMPREGADOR	IVANISE BARBOZA DA SILVA	0050571	322205	36	1.320,00	264,00	369,75	184,70	798,18			3.146,41	1.373,70	
8892785791	PROFISSIONAL	EMPREGADOR	JACKELINE MONTEIRO DA SILVA	0050571	322205	36	2.512,66	264,00		132,92	498,11			1.584,00	1.400,45	
00261703293	PROFISSIONAL	EMPREGADOR	JAQUELINE CRISTINA DA SILVA BELLI	0050571	322205	36	1.320,00	264,00	369,75	184,70	798,18			3.146,41	1.373,70	
01788479254	PROFISSIONAL	EMPREGADOR	JOAO LUIZ LOBO BRAGA	0050571	322205	36	1.320,00	264,00	208,35	132,92	498,11			1.792,35	1.400,45	
73711446272	PROFISSIONAL	EMPREGADOR	JOISE ELOISA DOS REMEDIOS CHAVES	0050571	322205	36	1.320,00	264,00	208,35	132,92	498,11			1.792,35	1.400,45	
95785620200	PROFISSIONAL	EMPREGADOR	JORANICE SANTOS ESTUMAROS	0050571	322205	36	1.320,00	264,00		132,92	498,11			1.584,00	1.400,45	
72600543287	PROFISSIONAL	EMPREGADOR	JOSIANE DA SILVA CALDAS	0050571	322205	36	1.320,00	264,00	208,35	132,92	498,11			1.792,35	1.400,45	
98473859200	PROFISSIONAL	EMPREGADOR	JOSIELY LOPES FARIAS	0050571	322205	36	2.512,66	264,00		132,92	498,11			1.584,00	1.400,45	
0295542201	PROFISSIONAL	EMPREGADOR	KAROLAYNE TELES COSTA	0050571	322205	36	1.320,00	264,00	208,35	132,92	498,11			1.792,35	1.400,45	
0168266247	PROFISSIONAL	EMPREGADOR	LANDERSON OLIVEIRA MONTEIRO	0050571	322205	36	1.320,00	264,00		132,92	498,11			1.584,00	1.400,45	
05297038235	PROFISSIONAL	EMPREGADOR	LAYANE KAROLYNE LIMA DE SOUSA	0050571	322205	36	1.320,00	264,00	208,35	132,92	498,11			1.792,35	1.400,45	
57408890220	PROFISSIONAL	EMPREGADOR	LEILA CRISTINA BEZERRA DE MOURA	0050571	322205	36	1.320,00	264,00	208,35	132,92	498,11			1.792,35	1.400,45	
01972727275	PROFISSIONAL	EMPREGADOR	LETICIA PINTO TRINDADE	0050571	322205	36	2.512,66	264,00	369,75	184,70	798,18			3.146,41	1.373,70	
03001287209	PROFISSIONAL	EMPREGADOR	LUARA GABRIELA SILVA LOPES	0050571	322205	36	1.320,00	264,00		132,92	498,11			1.584,00	1.400,45	
77955595220	PROFISSIONAL	EMPREGADOR	LUCINEIDE HIEIRO PANTOJA	0050571	322205	36	1.320,00	264,00	208,35	132,92	498,11			1.792,35	1.400,45	
4891749353	PROFISSIONAL	EMPREGADOR	LUZIA PEREIRA DA COSTA	0050571	322205	36	1.320,00	264,00	369,75	184,70	798,18			3.146,41	1.373,70	
68131070204	PROFISSIONAL	EMPREGADOR	MARCIA HELANE FAMAALHO DE SOUSA	0050571	223505	36	2.512,66	264,00		132,92	498,11			1.584,00	1.400,45	
00588094226	PROFISSIONAL	EMPREGADOR	MARCUS VILHENA DA SILVA OLIVEIRA	0050571	322205	36	1.320,00	264,00	208,35	132,92	498,11			1.792,35	1.400,45	
4257028200	PROFISSIONAL	EMPREGADOR	MARIA DE FATIMA DA LUZ PAIVA	0050571	322205	36	1.320,00	264,00		132,92	498,11			1.584,00	1.400,45	
02074579217	PROFISSIONAL	EMPREGADOR	MARIA JULIETE MOTA DE LIMA	0050571	322205	36	1.320,00	264,00	208,35	132,92	498,11			1.792,35	1.400,45	
51630486272	PROFISSIONAL	EMPREGADOR	MARIA MADALENA DE OLIVEIRA PEREIRA	0050571	322205	36	1.320,00	264,00		132,92	498,11			1.584,00	1.400,45	
39182952324	PROFISSIONAL	EMPREGADOR	MARIA TRINDADE NUNES	0050571	322205	36	1.320,00	264,00	208,35	132,92	498,11			1.792,35	1.400,45	
20756690287	PROFISSIONAL	EMPREGADOR	MARIA WANDA RODRIGUES NOOBLATH	0050571	223505	36	2.512,66	264,00	369,75	184,70	798,18			3.146,41	1.373,70	

73537314372	MARILENE NASCIMENTO DE SOUSA BORGES	0050571	322205	36	1.320,00	264,00	208,35	132,92	698,75				698,75	1.792,35	1.400,45
6686821253	MAZARE MELO DA CONCEICAO COSTA	0050571	322205	36	1.320,00	264,00		132,92	498,11				498,11	1.584,00	1.400,45
57989931249	OLENA CLAUDIA PEFEIRA VALENTE	0050571	223505	36	2.512,66	264,00		184,70	698,75				698,75	2.776,66	1.373,70
78232902272	ORCIONE LIMA MIRANDA	0050571	322205	36	1.320,00	264,00	208,35	132,92	698,75				698,75	1.792,35	1.400,45
37413210282	PATRICIA RIBEIRO GOMES FAVACHO	0050571	223505	36	2.512,66	264,00	369,75	184,70	798,18				798,18	3.146,41	1.373,70
57562555249	PATRICIA SOUSA COSTA	0050571	223505	36	2.512,66	264,00	369,75	184,70	798,18				798,18	3.146,41	1.373,70
02079413279	MAYARA CARNEIRO COBREIA	0050571	322205	36	1.320,00	264,00		132,92	498,11				498,11	1.584,00	1.400,45
06198675238	ROSILEA BARBEIRA DOS SANTOS	0050571	223505	36	2.512,66	264,00	369,75	184,70	798,18				798,18	2.776,66	1.373,70
02442072246	RAHEL DANIANE COSTA DA SILVA	0050571	223505	36	2.512,66	264,00		184,70	698,75				698,75	2.776,66	1.373,70
00799658227	SAMANTHA SARA LOBATO DE OLIVEIRA	0050571	223505	36	1.320,00	264,00	208,35	132,92	698,75				698,75	1.792,35	1.400,45
83180800259	SANDRA DO SOCORRO CASTRO DA SILVA	0050571	322205	36	2.512,66	264,00		184,70	698,75				698,75	2.776,66	1.373,70
0068115254	SARAH GAVINHO DE SOUZA	0050571	223505	36	2.512,66	264,00		184,70	798,18				798,18	3.146,41	1.373,70
82871167249	SIMONE CRISTINA DE SOUZA CASTRO	0050571	223505	36	1.320,00	264,00	369,75	132,92	698,75				698,75	1.792,35	1.400,45
71539999220	SUELLEN REIS ROQUEIRA	0050571	322205	36	1.320,00	264,00		132,92	498,11				498,11	1.584,00	1.400,45
78211301253	SUELLEN REY DE SOUSA NAZARENO	0050571	223505	36	2.512,66	264,00	208,35	184,70	698,75				698,75	2.776,66	1.373,70
93370022287	TERCILIA MAIARA BARROS BORRALHO	0050571	223505	36	2.512,66	264,00	369,75	184,70	798,18				798,18	3.146,41	1.373,70
72188421272	THAYANA JACQUELINE COBREIA SIMOES	0050571	322205	36	1.320,00	264,00		132,92	498,11				498,11	1.584,00	1.400,45
8696990268	TRICIANA DIAS DE JESUS	0050571	322205	36	1.320,00	264,00	208,35	132,92	698,75				698,75	1.792,35	1.400,45
54431760210	VANDO DO CARMO RIBEIRO RODRIGUES	0050571	322205	36	1.320,00	264,00		132,92	498,11				498,11	1.584,00	1.400,45
02120130256	VANESSA AGUIAR MELO	0050571	322205	36	1.320,00	264,00		132,92	498,11				498,11	1.584,00	1.400,45
03945452228	MATHEUS BARROSA DE ALBUQUERQUE	0050571	322205	36	2.512,66	264,00		184,70	698,75				698,75	2.776,66	1.373,70
00319554270	MAYARA JENYFFER MACIEL DE HOLANDA	0050571	223505	36	2.512,66	264,00	369,75	184,70	798,18				798,18	3.146,41	1.373,70
68822804287	MICHELLE DE OLIVEIRA KZAM	0050571	223505	36	2.512,66	264,00		184,70	698,75				698,75	2.776,66	1.373,70
01963670264	MICHELE SODRE DA SILVA	0050571	223505	36	2.512,66	264,00		184,70	698,75				698,75	2.776,66	1.373,70
93063881287	MILENE OTONI MEDEIROS	0050571	322205	36	1.320,00	264,00		132,92	498,11				498,11	1.584,00	1.400,45
39415937220	MIRIAM DA ROCHA PACHECO	0050571	322205	36	1.320,00	264,00		132,92	498,11				498,11	1.584,00	1.400,45
39537860253	MARIA OLIVEIRA DA CUNHA	0050571	223505	36	2.512,66	264,00		184,70	698,75				698,75	2.776,66	1.373,70
86591614249	NATALLIA MARQUES DE OLIVEIRA OLIVEIRA	0050571	223505	36	2.512,66	264,00		184,70	698,75				698,75	2.776,66	1.373,70
															<b>107.005,40</b>

<b>TOTAL DE PROFISSIONAIS :</b>	<b>77</b>
ENFERMEIRO (223505)	31
TECNICO DE ENFERMAGEM (322205)	46
AUXILIAR DE ENFERMAGEM	



Departamento de Urgencia SESMA &lt;deuesesma@gmail.com&gt;

**Fwd: Piso da Enfermagem Fevereiro/2025**

1 mensagem

BELEM/PA/SESMA - PISO ENFERMAGEM &lt;pisoenfermagem@sesma.pmb.pa.gov.br&gt;

27 de março de 2025 às  
16:01

Para: Deuesesma &lt;deuesesma@gmail.com&gt;

Encaminhamos os autos para conhecimento e providências,

---

Atenciosamente,

Luanderson Queiroz  
Chefe da DA/DGRTS/SESMA

----- Mensagem original -----

**Assunto:** Piso da Enfermagem Fevereiro/2025**Data:** 11/03/2025 17:48**De:** BELEM/PA/SESMA - PISO ENFERMAGEM <pisoenfermagem@sesma.pmb.pa.gov.br>**Para:** "Dep. Urgen. Emerg." <deue@cinbesa.com.br>

Boa tarde!

Segue em anexo as Planilhas do Piso da Enfermagem da UPA MARAMBAIA, UPA DAGUA e UPA JURUNAS, assim como a Portaria MS e as Instruções para conhecimento e demais deliberações.







--


Atenciosamente,

--

Luanderson Queiroz  
Assessor Direção/DGRTS/SESMA

**7 anexos**

-  **Piso-enfermagem UPA Jurunas Fev.pdf**  
43K
-  **Piso-enfermagem UPA D'AGUA Fev 2025.pdf**  
36K
-  **Piso-enfermagem UPA Marambaia Fev 2025.pdf**  
36K
-  **Portaria GM\_ms N° 6.565, DE 28 DE janeiro de 2025\_compressed.pdf**  
635K
-  **Instrução UPA Jurunas Fev2025.pdf**  
352K
-  **Instrução UPA T firme Fev2025.pdf**  
354K

 **Instrução UPA Marambia Fev2025.pdf**  
366K



**DEPARTAMENTO DE GESTÃO E REGULAÇÃO DO TRABALHADOR EM SAÚDE –**  
**DGRTS - FOLHA DE INSTRUÇÃO – GDOC 35796/2019**

**Assunto: PRESTAÇÃO DE INFORMAÇÕES REFERENTE AO PISO ENFERMAGEM**

Trata-se de solicitação de informações referente ao piso enfermagem, referente a UPA MARAMBAIA- INSAUDE, Cnes 0050571, em anexo aos autos a Portaria GM/MS nº 6.648, de 25 de fevereiro de 2025.

Consta nos autos planilha nominal por CPF, referente a referida portaria.

No caso dos autos, UPA MARAMBAIA- INSAUDE, Cnes 0050571, o valor destinado constante na portaria GM/MS nº 6.648, de 25 de fevereiro de 2025., é no importe de R\$ 105.604,95.

Diante disso, submetemos a análise para melhor deliberação e confirmação dos valores a serem repassados.

**ANA PAULA FURTADO TAVARES**  
Chefe da Divisão Administrativa DGRTS/SESMA



# DIÁRIO OFICIAL DA UNIÃO

Publicado em: 27/02/2025 | Edição: 41 | Seção: 1 | Página: 125

Órgão: Ministério da Saúde/Gabinete da Ministra

## PORTARIA GM/MS Nº 6.648, DE 25 DE FEVEREIRO DE 2025

Dispõe sobre os valores referentes à parcela do mês de fevereiro, de que trata o Título IX-A da Portaria de Consolidação GM/MS nº 6, de 28 de setembro de 2017, relativos ao repasse da assistência financeira complementar referente ao exercício de 2025.

A MINISTRA DE ESTADO DA SAÚDE, no uso das atribuições que lhe conferem os incisos I e II do parágrafo único do art. 87, da Constituição, resolve:

Art. 1º Os valores referentes ao repasse da assistência financeira complementar de que trata o Título IX-A da Portaria de Consolidação GM/MS nº 6, de 28 de setembro de 2017, para a parcela do mês de fevereiro, observarão o disposto no Anexo a esta Portaria, obtidos a partir dos critérios constantes no art. 1120-C da citada Portaria de Consolidação.

Art. 2º Esta Portaria entra em vigor na data de sua publicação.

**NÍSIA TRINDADE LIMA**

### ANEXO

UF	IBGE	ESTADO/MUNICÍPIO	GESTÃO	VALOR TRANSFERIDO FEVEREIRO - R\$
AC	120040	ACRE	ESTADUAL	2.428.555,32
AC	120001	ACRELANDIA	MUNICIPAL	35.317,29
AC	120005	ASSIS BRASIL	MUNICIPAL	23.321,88
AC	120010	BRASILEIA	MUNICIPAL	43.919,78
AC	120013	BUJARI	MUNICIPAL	25.097,02
AC	120017	CAPIXABA	MUNICIPAL	46.531,11
AC	120020	CRUZEIRO DO SUL	MUNICIPAL	230.910,76
AC	120025	EPITACIOLANDIA	MUNICIPAL	67.316,38
AC	120030	FEIJO	MUNICIPAL	36.829,85
AC	120033	MANCIO LIMA	MUNICIPAL	49.906,23
AC	120035	MARECHAL THAUMATURGO	MUNICIPAL	38.069,12
AC	120038	PLACIDO DE CASTRO	MUNICIPAL	41.198,19
AC	120080	PORTO ACRE	MUNICIPAL	11.300,51
AC	120039	PORTO WALTER	MUNICIPAL	27.348,40
AC	120040	RIO BRANCO	MUNICIPAL	9.190,20
AC	120042	RODRIGUES ALVES	MUNICIPAL	60.179,13
AC	120050	SENA MADUREIRA	MUNICIPAL	152.945,81
AC	120045	SENADOR GUIOMARD	MUNICIPAL	72.751,09
AC	120060	TARAUACA	MUNICIPAL	58.744,36
AC	120070	XAPURI	MUNICIPAL	43.198,78
AL	270430	ALAGOAS	ESTADUAL	1.988.494,19
AL	270010	AGUA BRANCA	MUNICIPAL	107.116,92
AL	270020	ANADIA	MUNICIPAL	65.977,19
AL	270030	ARAPIRACA	MUNICIPAL	1.403.784,86
AL	270040	ATALAIA	MUNICIPAL	139.902,22
AL	270050	BARRA DE SANTO ANTONIO	MUNICIPAL	67.428,64
AL	270060	BARRA DE SAO MIGUEL	MUNICIPAL	62.010,75



AL	270070	BATALHA	MUNICIPAL	28.582,86
AL	270080	BELEM	MUNICIPAL	14.501,82
AL	270090	BELO MONTE	MUNICIPAL	38.863,48
AL	270100	BOCA DA MATA	MUNICIPAL	120.173,67
AL	270110	BRANQUINHA	MUNICIPAL	44.046,60
AL	270120	CACIMBINHAS	MUNICIPAL	92.050,63
AL	270130	CAJUEIRO	MUNICIPAL	121.856,00
AL	270135	CAMPESTRE	MUNICIPAL	57.393,04
AL	270140	CAMPO ALEGRE	MUNICIPAL	111.608,39
AL	270150	CAMPO GRANDE	MUNICIPAL	12.174,49
AL	270160	CANAPI	MUNICIPAL	109.076,27
AL	270170	CAPELA	MUNICIPAL	102.594,96
AL	270180	CARNEIROS	MUNICIPAL	27.407,19
AL	270190	CHA PRETA	MUNICIPAL	10.546,92
AL	270200	COITE DO NOIA	MUNICIPAL	65.626,93
AL	270210	COLONIA LEOPOLDINA	MUNICIPAL	121.979,90
AL	270220	COQUEIRO SECO	MUNICIPAL	44.639,08
AL	270230	CORURIBE	MUNICIPAL	650.140,15
AL	270235	CRAIBAS	MUNICIPAL	103.619,56
AL	270240	DELMIRO GOUVEIA	MUNICIPAL	200.751,72
AL	270250	DOIS RIACHOS	MUNICIPAL	95.729,48
AL	270255	ESTRELA DE ALAGOAS	MUNICIPAL	52.038,30
AL	270260	FEIRA GRANDE	MUNICIPAL	125.202,57
AL	270270	FELIZ DESERTO	MUNICIPAL	13.571,22
AL	270290	GIRAU DO PONCIANO	MUNICIPAL	128.609,65
AL	270300	IBATEGUARA	MUNICIPAL	65.207,40
AL	270310	IGACI	MUNICIPAL	59.292,79
AL	270320	IGREJA NOVA	MUNICIPAL	70.436,25
AL	270330	INHAPI	MUNICIPAL	76.614,49
AL	270340	JACARE DOS HOMENS	MUNICIPAL	38.024,49
AL	270360	JAPARATINGA	MUNICIPAL	43.080,18
AL	270370	JARAMATAIA	MUNICIPAL	29.891,23
AL	270375	JEQUIA DA PRAIA	MUNICIPAL	55.641,84
AL	270380	JOAQUIM GOMES	MUNICIPAL	164.370,67
AL	270390	JUNDIA	MUNICIPAL	34.788,32
AL	270400	JUNQUEIRO	MUNICIPAL	169.902,81
AL	270410	LAGOA DA CANOA	MUNICIPAL	166.587,21
AL	270420	LIMOEIRO DE ANADIA	MUNICIPAL	156.038,89
AL	270430	MACEIO	MUNICIPAL	2.885.365,86
AL	270440	MAJOR ISIDORO	MUNICIPAL	97.168,83
AL	270490	MAR VERMELHO	MUNICIPAL	9.972,35
AL	270460	MARAVILHA	MUNICIPAL	54.031,47
AL	270470	MARECHAL DEODORO	MUNICIPAL	245.596,91
AL	270480	MARIBONDO	MUNICIPAL	72.318,08
AL	270500	MATA GRANDE	MUNICIPAL	113.200,23
AL	270510	MATRIZ DE CAMARAGIBE	MUNICIPAL	184.168,54
AL	270520	MESSIAS	MUNICIPAL	131.587,09
AL	270530	MINADOR DO NEGRAO	MUNICIPAL	40.141,99
AL	270540	MONTEIROPOLIS	MUNICIPAL	28.207,58
AL	270550	MURICI	MUNICIPAL	143.730,40
AL	270560	NOVO LINO	MUNICIPAL	115.203,03
AL	270570	OLHO D'AGUA DAS FLORES	MUNICIPAL	73.798,53



AL	270580	OLHO D'AGUA DO CASADO	MUNICIPAL	24.597,40
AL	270590	OLHO D'AGUA GRANDE	MUNICIPAL	6.567,82
AL	270600	OLIVENCA	MUNICIPAL	50.424,40
AL	270610	OURO BRANCO	MUNICIPAL	44.456,39
AL	270620	PALESTINA	MUNICIPAL	51.765,96
AL	270630	PALMEIRA DOS INDIOS	MUNICIPAL	484.847,96
AL	270640	PAO DE ACUCAR	MUNICIPAL	160.896,04
AL	270642	PARICONHA	MUNICIPAL	55.409,61
AL	270644	PARIPUEIRA	MUNICIPAL	34.822,11
AL	270650	PASSO DE CAMARAGIBE	MUNICIPAL	95.694,07
AL	270660	PAULO JACINTO	MUNICIPAL	41.754,54
AL	270670	PENEDO	MUNICIPAL	382.922,30
AL	270680	PIACABUCU	MUNICIPAL	43.354,75
AL	270690	PILAR	MUNICIPAL	184.632,52
AL	270700	PINDOBA	MUNICIPAL	6.288,49
AL	270710	PIRANHAS	MUNICIPAL	31.132,29
AL	270720	POCO DAS TRINCHEIRAS	MUNICIPAL	51.653,73
AL	270730	PORTO CALVO	MUNICIPAL	133.280,98
AL	270740	PORTO DE PEDRAS	MUNICIPAL	53.461,75
AL	270750	PORTO REAL DO COLEGIO	MUNICIPAL	37.565,69
AL	270760	QUEBRANGULO	MUNICIPAL	21.827,80
AL	270770	RIO LARGO	MUNICIPAL	152.085,23
AL	270780	ROTEIRO	MUNICIPAL	9.088,01
AL	270790	SANTA LUZIA DO NORTE	MUNICIPAL	106.314,06
AL	270800	SANTANA DO IPANEMA	MUNICIPAL	483.681,17
AL	270810	SANTANA DO MUNDAU	MUNICIPAL	31.400,47
AL	270820	SAO BRAS	MUNICIPAL	54.566,07
AL	270830	SAO JOSE DA LAJE	MUNICIPAL	166.431,12
AL	270840	SAO JOSE DA TAPERA	MUNICIPAL	150.437,92
AL	270850	SAO LUIS DO QUITUNDE	MUNICIPAL	276.931,86
AL	270860	SAO MIGUEL DOS CAMPOS	MUNICIPAL	461.692,77
AL	270870	SAO MIGUEL DOS MILAGRES	MUNICIPAL	41.114,67
AL	270880	SAO SEBASTIAO	MUNICIPAL	172.167,77
AL	270890	SATUBA	MUNICIPAL	107.326,95
AL	270895	SENADOR RUI PALMEIRA	MUNICIPAL	77.428,63
AL	270900	TANQUE D'ARCA	MUNICIPAL	8.482,90
AL	270910	TAQUARANA	MUNICIPAL	124.546,96
AL	270915	TEOTONIO VILELA	MUNICIPAL	144.623,51
AL	270920	TRAIPIU	MUNICIPAL	107.834,40
AL	270930	UNIAO DOS PALMARES	MUNICIPAL	156.754,67
AL	270940	VICOSA	MUNICIPAL	115.718,82
AM	130260	AMAZONAS	ESTADUAL	8.757.800,90
AM	130002	ALVARAES	MUNICIPAL	47.436,95
AM	130006	AMATURA	MUNICIPAL	96.155,18
AM	130008	ANAMA	MUNICIPAL	64.663,49
AM	130010	ANORI	MUNICIPAL	133.143,30
AM	130020	ATALAIA DO NORTE	MUNICIPAL	204.875,00
AM	130030	AUTAZES	MUNICIPAL	212.978,20
AM	130040	BARCELOS	MUNICIPAL	90.451,00
AM	130050	BARREIRINHA	MUNICIPAL	148.188,88
AM	130060	BENJAMIN CONSTANT	MUNICIPAL	161.708,49
AM	130063	BERURI	MUNICIPAL	106.314,00



AM	130068	BOA VISTA DO RAMOS	MUNICIPAL	112.767,10
AM	130070	BOCA DO ACRE	MUNICIPAL	72.117,97
AM	130080	BORBA	MUNICIPAL	173.383,33
AM	130083	CAAPIRANGA	MUNICIPAL	218.532,69
AM	130090	CANUTAMA	MUNICIPAL	108.188,00
AM	130100	CARAUARI	MUNICIPAL	149.825,53
AM	130110	CAREIRO	MUNICIPAL	206.931,02
AM	130115	CAREIRO DA VARZEA	MUNICIPAL	121.939,62
AM	130120	COARI	MUNICIPAL	710.432,16
AM	130130	CODAJAS	MUNICIPAL	119.171,96
AM	130140	EIRUNEPE	MUNICIPAL	160.513,32
AM	130150	ENVIRA	MUNICIPAL	12.658,61
AM	130160	FONTE BOA	MUNICIPAL	294.470,58
AM	130165	GUAJARA	MUNICIPAL	129.792,03
AM	130170	HUMAITA	MUNICIPAL	235.193,58
AM	130180	IPIXUNA	MUNICIPAL	241.988,70
AM	130185	IRANDUBA	MUNICIPAL	254.174,53
AM	130190	ITACOATIARA	MUNICIPAL	339.795,94
AM	130195	ITAMARATI	MUNICIPAL	53.549,16
AM	130200	ITAPIRANGA	MUNICIPAL	50.595,49
AM	130210	JAPURA	MUNICIPAL	138.115,00
AM	130220	JURUA	MUNICIPAL	61.178,46
AM	130230	JUTAI	MUNICIPAL	153.990,26
AM	130240	LABREA	MUNICIPAL	344.046,66
AM	130250	MANACAPURU	MUNICIPAL	687.312,13
AM	130255	MANAQUIRI	MUNICIPAL	92.016,00
AM	130270	MANICORE	MUNICIPAL	390.372,42
AM	130280	MARAA	MUNICIPAL	42.890,99
AM	130290	MAUES	MUNICIPAL	329.081,07
AM	130300	NHAMUNDA	MUNICIPAL	929.756,00
AM	130310	NOVA OLINDA DO NORTE	MUNICIPAL	167.705,95
AM	130320	NOVO AIRAO	MUNICIPAL	85.086,38
AM	130330	NOVO ARIPUANA	MUNICIPAL	58.977,81
AM	130340	PARINTINS	MUNICIPAL	775.295,65
AM	130350	PAUINI	MUNICIPAL	70.980,82
AM	130353	PRESIDENTE FIGUEIREDO	MUNICIPAL	174.169,43
AM	130356	RIO PRETO DA EVA	MUNICIPAL	201.549,78
AM	130360	SANTA ISABEL DO RIO NEGRO	MUNICIPAL	72.282,20
AM	130370	SANTO ANTONIO DO ICA	MUNICIPAL	136.417,88
AM	130380	SAO GABRIEL DA CACHOEIRA	MUNICIPAL	14.105,74
AM	130390	SAO PAULO DE OLIVENCA	MUNICIPAL	166.649,66
AM	130395	SAO SEBASTIAO DO UATUMA	MUNICIPAL	56.288,06
AM	130400	SILVES	MUNICIPAL	33.681,90
AM	130406	TABATINGA	MUNICIPAL	79.945,74
AM	130410	TAPAUA	MUNICIPAL	68.959,94
AM	130420	TEFE	MUNICIPAL	435.138,14
AM	130423	TONANTINS	MUNICIPAL	128.283,21
AM	130426	UARINI	MUNICIPAL	128.059,00
AM	130430	URUCARA	MUNICIPAL	55.411,67
AM	130440	URUCURITUBA	MUNICIPAL	87.739,66
AP	160030	AMAPÁ	ESTADUAL	576.148,33
AP	160010	AMAPA	MUNICIPAL	45.248,42



AP	160020	CALCOENE	MUNICIPAL	60.712,73
AP	160021	CUTIAS	MUNICIPAL	50.163,00
AP	160023	FERREIRA GOMES	MUNICIPAL	60.588,26
AP	160025	ITAUBAL	MUNICIPAL	116.274,32
AP	160027	LARANJAL DO JARI	MUNICIPAL	129.792,95
AP	160030	MACAPA	MUNICIPAL	2.359.421,36
AP	160040	MAZAGAO	MUNICIPAL	134.624,53
AP	160050	OIAPOQUE	MUNICIPAL	104.713,70
AP	160015	PEDRA BRANCA DO AMAPARI	MUNICIPAL	22.369,42
AP	160053	PORTO GRANDE	MUNICIPAL	30.515,51
AP	160055	PRACUUBA	MUNICIPAL	27.638,21
AP	160060	SANTANA	MUNICIPAL	572.332,42
AP	160005	SERRA DO NAVIO	MUNICIPAL	22.850,18
AP	160070	TARTARUGALZINHO	MUNICIPAL	125.395,71
AP	160080	VITORIA DO JARI	MUNICIPAL	81.701,27
BA	292740	BAHIA	ESTADUAL	28.571.224,35
BA	290010	ABAIRA	MUNICIPAL	57.905,91
BA	290020	ABARE	MUNICIPAL	117.982,57
BA	290030	ACAJUTIBA	MUNICIPAL	182.698,60
BA	290035	ADUSTINA	MUNICIPAL	109.459,02
BA	290040	AGUA FRIA	MUNICIPAL	66.457,70
BA	290060	AIQUARA	MUNICIPAL	37.288,51
BA	290070	ALAGOINHAS	MUNICIPAL	301.705,51
BA	290080	ALCOBACA	MUNICIPAL	164.344,90
BA	290090	ALMADINA	MUNICIPAL	46.377,22
BA	290100	AMARGOSA	MUNICIPAL	178.779,00
BA	290110	AMELIA RODRIGUES	MUNICIPAL	123.750,09
BA	290115	AMERICA DOURADA	MUNICIPAL	131.416,36
BA	290120	ANAGE	MUNICIPAL	151.534,83
BA	290130	ANDARAI	MUNICIPAL	35.610,98
BA	290135	ANDORINHA	MUNICIPAL	74.178,19
BA	290140	ANGICAL	MUNICIPAL	57.279,27
BA	290150	ANGUERA	MUNICIPAL	83.336,86
BA	290160	ANTAS	MUNICIPAL	50.818,65
BA	290180	ANTONIO GONCALVES	MUNICIPAL	67.095,69
BA	290190	APORA	MUNICIPAL	159.504,34
BA	290195	APUAREMA	MUNICIPAL	52.423,66
BA	290205	ARACAS	MUNICIPAL	63.525,43
BA	290200	ARACATU	MUNICIPAL	99.914,31
BA	290210	ARACI	MUNICIPAL	293.555,90
BA	290225	ARATACA	MUNICIPAL	48.329,85
BA	290230	ARATUIPE	MUNICIPAL	41.357,77
BA	290240	AURELINO LEAL	MUNICIPAL	69.718,94
BA	290250	BAIANOPOLIS	MUNICIPAL	47.221,90
BA	290260	BAIXA GRANDE	MUNICIPAL	81.226,77
BA	290265	BANZAE	MUNICIPAL	42.882,89
BA	290270	BARRA	MUNICIPAL	127.417,83
BA	290290	BARRA DO CHOCA	MUNICIPAL	152.928,19
BA	290300	BARRA DO MENDES	MUNICIPAL	82.382,26
BA	290310	BARRA DO ROCHA	MUNICIPAL	49.947,49
BA	290320	BARREIRAS	MUNICIPAL	166.878,86
BA	290323	BARRO ALTO	MUNICIPAL	47.817,66



BA	290330	BARRO PRETO	MUNICIPAL	75.390,95
BA	290327	BARROCAS	MUNICIPAL	108.708,08
BA	290340	BELMONTE	MUNICIPAL	116.260,69
BA	290350	BELO CAMPO	MUNICIPAL	162.262,26
BA	290360	BIRITINGA	MUNICIPAL	114.781,13
BA	290370	BOA NOVA	MUNICIPAL	79.405,88
BA	290380	BOA VISTA DO TUPIM	MUNICIPAL	87.611,74
BA	290390	BOM JESUS DA LAPA	MUNICIPAL	612.163,12
BA	290395	BOM JESUS DA SERRA	MUNICIPAL	64.716,10
BA	290400	BONINAL	MUNICIPAL	70.168,73
BA	290405	BONITO	MUNICIPAL	150.827,87
BA	290410	BOQUIRA	MUNICIPAL	117.810,65
BA	290420	BOTUPORA	MUNICIPAL	97.793,34
BA	290430	BREJOES	MUNICIPAL	70.436,83
BA	290440	BREJOLANDIA	MUNICIPAL	70.579,57
BA	290450	BROTAS DE MACAUBAS	MUNICIPAL	69.001,25
BA	290460	BRUMADO	MUNICIPAL	416.078,13
BA	290470	BUERAREMA	MUNICIPAL	70.609,04
BA	290475	BURITIRAMA	MUNICIPAL	71.009,76
BA	290480	CAATIBA	MUNICIPAL	62.357,33
BA	290485	CABACEIRAS DO PARAGUACU	MUNICIPAL	76.001,22
BA	290490	CACHOEIRA	MUNICIPAL	116.067,61
BA	290500	CACULE	MUNICIPAL	155.013,70
BA	290510	CAEM	MUNICIPAL	63.103,92
BA	290515	CAETANOS	MUNICIPAL	53.225,54
BA	290520	CAETITE	MUNICIPAL	388.740,27
BA	290530	CAFARNAUM	MUNICIPAL	91.741,58
BA	290540	CAIRU	MUNICIPAL	170.495,46
BA	290550	CALDEIRAO GRANDE	MUNICIPAL	65.116,42
BA	290560	CAMACAN	MUNICIPAL	65.311,21
BA	290580	CAMAMU	MUNICIPAL	199.988,24
BA	290590	CAMPO ALEGRE DE LOURDES	MUNICIPAL	146.329,56
BA	290610	CANAPOLIS	MUNICIPAL	63.409,87
BA	290620	CANARANA	MUNICIPAL	129.714,74
BA	290630	CANAVIEIRAS	MUNICIPAL	115.151,11
BA	290640	CANDEAL	MUNICIPAL	20.890,76
BA	290660	CANDIBA	MUNICIPAL	58.443,47
BA	290670	CANDIDO SALES	MUNICIPAL	147.844,13
BA	290680	CANSANCAO	MUNICIPAL	111.978,56
BA	290687	CAPIM GROSSO	MUNICIPAL	104.334,94
BA	290689	CARAIBAS	MUNICIPAL	63.135,86
BA	290690	CARAVELAS	MUNICIPAL	99.663,29
BA	290700	CARDEAL DA SILVA	MUNICIPAL	53.936,13
BA	290710	CARINHANHA	MUNICIPAL	123.379,93
BA	290720	CASA NOVA	MUNICIPAL	130.196,40
BA	290730	CASTRO ALVES	MUNICIPAL	165.348,67
BA	290740	CATOLANDIA	MUNICIPAL	39.425,02
BA	290750	CATU	MUNICIPAL	80.846,55
BA	290755	CATURAMA	MUNICIPAL	69.224,89
BA	290760	CENTRAL	MUNICIPAL	110.224,80
BA	290770	CHORROCHO	MUNICIPAL	117.057,51
BA	290780	CICERO DANTAS	MUNICIPAL	122.889,81



BA	290790	CIPO	MUNICIPAL	89.016,39
BA	290800	COARACI	MUNICIPAL	127.190,89
BA	290810	COCOS	MUNICIPAL	112.173,40
BA	290820	CONCEICAO DA FEIRA	MUNICIPAL	84.704,94
BA	290830	CONCEICAO DO ALMEIDA	MUNICIPAL	124.658,46
BA	290840	CONCEICAO DO COITE	MUNICIPAL	180.133,04
BA	290850	CONCEICAO DO JACUIPE	MUNICIPAL	163.415,95
BA	290880	CONTENDAS DO SINCORA	MUNICIPAL	33.329,31
BA	290900	CORDEIROS	MUNICIPAL	69.226,99
BA	290910	CORIBE	MUNICIPAL	102.738,66
BA	290920	CORONEL JOAO SA	MUNICIPAL	93.981,66
BA	290930	CORRENTINA	MUNICIPAL	49.210,31
BA	290940	COTEGIPE	MUNICIPAL	47.637,54
BA	290950	CRAVOLANDIA	MUNICIPAL	58.888,29
BA	290960	CRISOPOLIS	MUNICIPAL	98.624,26
BA	290970	CRISTOPOLIS	MUNICIPAL	97.897,53
BA	290980	CRUZ DAS ALMAS	MUNICIPAL	260.851,49
BA	291000	DARIO MEIRA	MUNICIPAL	86.894,84
BA	291005	DIAS D'AVILA	MUNICIPAL	251.920,16
BA	291010	DOM BASILIO	MUNICIPAL	107.979,35
BA	291020	DOM MACEDO COSTA	MUNICIPAL	20.020,42
BA	291030	ELISIO MEDRADO	MUNICIPAL	78.811,88
BA	291040	ENCRUZILHADA	MUNICIPAL	116.739,60
BA	291050	ENTRE RIOS	MUNICIPAL	241.000,34
BA	290050	ERICO CARDOSO	MUNICIPAL	70.704,78
BA	291060	ESPLANADA	MUNICIPAL	86.754,09
BA	291070	EUCLIDES DA CUNHA	MUNICIPAL	120.246,46
BA	291072	EUNAPOLIS	MUNICIPAL	344.608,30
BA	291075	FATIMA	MUNICIPAL	75.315,63
BA	291077	FEIRA DA MATA	MUNICIPAL	21.089,10
BA	291085	FILADELFIA	MUNICIPAL	159.576,40
BA	291090	FIRMINO ALVES	MUNICIPAL	52.563,86
BA	291100	FLORESTA AZUL	MUNICIPAL	70.471,85
BA	291110	FORMOSA DO RIO PRETO	MUNICIPAL	123.673,91
BA	291120	GANDU	MUNICIPAL	136.055,28
BA	291125	GAVIAO	MUNICIPAL	31.656,81
BA	291140	GLORIA	MUNICIPAL	52.304,78
BA	291150	GONGOGI	MUNICIPAL	76.318,59
BA	291160	GOVERNADOR MANGABEIRA	MUNICIPAL	130.453,63
BA	291165	GUAJERU	MUNICIPAL	48.057,48
BA	291170	GUANAMBI	MUNICIPAL	385.366,82
BA	291180	GUARATINGA	MUNICIPAL	101.541,39
BA	291185	HELIOPOLIS	MUNICIPAL	55.615,42
BA	291190	IACU	MUNICIPAL	113.895,23
BA	291200	IBIASSUCE	MUNICIPAL	107.915,66
BA	291210	IBICARAI	MUNICIPAL	137.504,14
BA	291220	IBICOARA	MUNICIPAL	123.292,79
BA	291230	IBICUI	MUNICIPAL	111.784,04
BA	291240	IBIPEBA	MUNICIPAL	67.601,15
BA	291250	IBIPITANGA	MUNICIPAL	83.021,90
BA	291270	IBIRAPITANGA	MUNICIPAL	98.014,34
BA	291280	IBIRAPUA	MUNICIPAL	45.922,77



BA	291290	IBIRATAIA	MUNICIPAL	82.179,87
BA	291300	IBITIARA	MUNICIPAL	55.916,39
BA	291310	IBITITA	MUNICIPAL	117.682,72
BA	291320	IBOTIRAMA	MUNICIPAL	261.093,66
BA	291330	ICHU	MUNICIPAL	45.266,26
BA	291340	IGAPORA	MUNICIPAL	101.386,25
BA	291345	IGRAPIUNA	MUNICIPAL	95.908,89
BA	291350	IGUAI	MUNICIPAL	48.017,81
BA	291360	ILHEUS	MUNICIPAL	274.983,46
BA	291370	INHAMBUPE	MUNICIPAL	107.431,51
BA	291380	IPECAETA	MUNICIPAL	123.857,22
BA	291390	IPIAU	MUNICIPAL	89.793,27
BA	291400	IPIRA	MUNICIPAL	18.358,96
BA	291410	IUPIARA	MUNICIPAL	63.060,75
BA	291420	IRAJUBA	MUNICIPAL	68.277,98
BA	291430	IRAMAIA	MUNICIPAL	73.350,77
BA	291440	IRAQUARA	MUNICIPAL	95.105,91
BA	291450	IRARA	MUNICIPAL	150.812,24
BA	291460	IRECE	MUNICIPAL	191.375,01
BA	291465	ITABELA	MUNICIPAL	72.860,19
BA	291470	ITABERABA	MUNICIPAL	318.397,54
BA	291480	ITABUNA	MUNICIPAL	722.498,05
BA	291490	ITACARE	MUNICIPAL	142.006,63
BA	291500	ITAETE	MUNICIPAL	62.718,60
BA	291510	ITAGI	MUNICIPAL	79.947,21
BA	291530	ITAGIMIRIM	MUNICIPAL	52.085,84
BA	291535	ITAGUACU DA BAHIA	MUNICIPAL	101.240,83
BA	291540	ITAJU DO COLONIA	MUNICIPAL	50.648,33
BA	291550	ITAJUIPE	MUNICIPAL	110.752,56
BA	291560	ITAMARAJU	MUNICIPAL	374.727,86
BA	291570	ITAMARI	MUNICIPAL	44.916,63
BA	291580	ITAMBE	MUNICIPAL	57.835,71
BA	291590	ITANAGRA	MUNICIPAL	66.677,46
BA	291600	ITANHEM	MUNICIPAL	104.787,34
BA	291610	ITAPARICA	MUNICIPAL	62.148,98
BA	291620	ITAPE	MUNICIPAL	35.793,96
BA	291630	ITAPEBI	MUNICIPAL	45.710,57
BA	291640	ITAPETINGA	MUNICIPAL	323.391,53

BA	291650	ITAPICURU	MUNICIPAL	42.214,79
BA	291660	ITAPITANGA	MUNICIPAL	94.285,63
BA	291670	ITAQUARA	MUNICIPAL	59.609,25
BA	291680	ITARANTIM	MUNICIPAL	88.027,89
BA	291685	ITATIM	MUNICIPAL	69.869,32
BA	291690	ITIRUCU	MUNICIPAL	82.950,89
BA	291700	ITIUBA	MUNICIPAL	123.363,31
BA	291710	ITORORO	MUNICIPAL	86.272,50
BA	291730	ITUBERA	MUNICIPAL	124.559,74
BA	291733	IUIU	MUNICIPAL	59.970,24
BA	291740	JACARACI	MUNICIPAL	56.910,23
BA	291750	JACOBINA	MUNICIPAL	181.831,88
BA	291760	JAGUAQUARA	MUNICIPAL	166.204,77



BA	291780	JAGUARIPE	MUNICIPAL	104.542,51
BA	291790	JANDAIRA	MUNICIPAL	40.304,03
BA	291800	JEQUIE	MUNICIPAL	358.549,36
BA	291810	JEREMOABO	MUNICIPAL	198.195,84
BA	291820	JQUIRICA	MUNICIPAL	82.503,37
BA	291830	JITAUNA	MUNICIPAL	65.472,76
BA	291835	JOAO DOURADO	MUNICIPAL	116.459,92
BA	291840	JUAZEIRO	MUNICIPAL	691.384,44
BA	291845	JUCURUCU	MUNICIPAL	33.464,39
BA	291850	JUSSARA	MUNICIPAL	82.358,99
BA	291855	JUSSARI	MUNICIPAL	38.903,81
BA	291860	JUSSIAPE	MUNICIPAL	66.818,97
BA	291870	LAFAIETE COUTINHO	MUNICIPAL	48.439,76
BA	291875	LAGOA REAL	MUNICIPAL	71.169,34
BA	291880	LAJE	MUNICIPAL	175.124,37
BA	291890	LAJEDAO	MUNICIPAL	39.353,11
BA	291900	LAJEDINHO	MUNICIPAL	7.999,08
BA	291905	LAJEDO DO TABOCAL	MUNICIPAL	27.736,79
BA	291910	LAMARAO	MUNICIPAL	57.880,11
BA	291915	LAPAO	MUNICIPAL	145.233,09
BA	291920	LAURO DE FREITAS	MUNICIPAL	759.541,69
BA	291930	LENCOIS	MUNICIPAL	46.680,26
BA	291940	LICINIO DE ALMEIDA	MUNICIPAL	60.285,66
BA	291950	LIVRAMENTO DE NOSSA SENHORA	MUNICIPAL	217.443,16
BA	291955	LUIS EDUARDO MAGALHAES	MUNICIPAL	438.628,12
BA	291960	MACAJUBA	MUNICIPAL	35.169,83
BA	291970	MACARANI	MUNICIPAL	93.390,70
BA	291980	MACAUBAS	MUNICIPAL	335.379,77
BA	291990	MACURURE	MUNICIPAL	63.406,99
BA	291992	MADRE DE DEUS	MUNICIPAL	114.427,50
BA	291995	MAETINGA	MUNICIPAL	85.543,06
BA	292000	MAIQUINIQUE	MUNICIPAL	102.208,46
BA	292010	MAIRI	MUNICIPAL	23.803,07
BA	292020	MALHADA	MUNICIPAL	116.518,27
BA	292030	MALHADA DE PEDRAS	MUNICIPAL	37.469,82
BA	292040	MANOEL VITORINO	MUNICIPAL	48.692,31
BA	292050	MARACAS	MUNICIPAL	94.873,43
BA	292060	MARAGOGIPE	MUNICIPAL	167.689,69
BA	292070	MARAU	MUNICIPAL	146.955,00
BA	292080	MARCIONILIO SOUZA	MUNICIPAL	76.943,34
BA	292090	MASCOTE	MUNICIPAL	54.369,56
BA	292100	MATA DE SAO JOAO	MUNICIPAL	240.181,57
BA	292105	MATINA	MUNICIPAL	83.548,47
BA	292110	MEDEIROS NETO	MUNICIPAL	128.009,80
BA	292120	MIGUEL CALMON	MUNICIPAL	67.554,31
BA	292130	MILAGRES	MUNICIPAL	79.580,46
BA	292140	MIRANGABA	MUNICIPAL	53.053,61
BA	292145	MIRANTE	MUNICIPAL	40.843,73
BA	292150	MONTE SANTO	MUNICIPAL	253.462,89
BA	292160	MORPARA	MUNICIPAL	56.745,50
BA	292170	MORRO DO CHAPEU	MUNICIPAL	310.529,81
BA	292180	MORTUGABA	MUNICIPAL	67.232,76



BA	292190	MUCUGE	MUNICIPAL	72.444,36
BA	292200	MUCURI	MUNICIPAL	238.912,94
BA	292205	MULUNGU DO MORRO	MUNICIPAL	123.655,67
BA	292210	MUNDO NOVO	MUNICIPAL	84.358,84
BA	292220	MUNIZ FERREIRA	MUNICIPAL	45.871,86
BA	292225	MUQUEM DE SAO FRANCISCO	MUNICIPAL	40.831,13
BA	292230	MURITIBA	MUNICIPAL	133.152,61
BA	292240	MUTUIPE	MUNICIPAL	32.413,16
BA	292250	NAZARE	MUNICIPAL	77.904,88
BA	292260	NILO PECANHA	MUNICIPAL	72.665,76
BA	292265	NORDESTINA	MUNICIPAL	208.574,32
BA	292270	NOVA CANAA	MUNICIPAL	40.596,71
BA	292273	NOVA FATIMA	MUNICIPAL	71.953,64
BA	292275	NOVA IBIA	MUNICIPAL	48.778,95
BA	292280	NOVA ITARANA	MUNICIPAL	77.577,56
BA	292285	NOVA REDENCAO	MUNICIPAL	54.702,68
BA	292290	NOVA SOURE	MUNICIPAL	135.426,48
BA	292300	NOVA VICOSA	MUNICIPAL	129.640,82
BA	292303	NOVO HORIZONTE	MUNICIPAL	57.078,43
BA	292305	NOVO TRIUNFO	MUNICIPAL	48.594,47
BA	292310	OLINDINA	MUNICIPAL	118.160,69
BA	292320	OLIVEIRA DOS BREJINHOS	MUNICIPAL	126.851,94
BA	292330	OURICANGAS	MUNICIPAL	49.174,22
BA	292335	OUROLANDIA	MUNICIPAL	145.346,25
BA	292340	PALMAS DE MONTE ALTO	MUNICIPAL	119.746,31
BA	292350	PALMEIRAS	MUNICIPAL	42.737,26
BA	292360	PARAMIRIM	MUNICIPAL	277.462,05
BA	292370	PARATINGA	MUNICIPAL	169.272,26
BA	292380	PARIPIRANGA	MUNICIPAL	86.833,75
BA	292390	PAU BRASIL	MUNICIPAL	73.834,60
BA	292400	PAULO AFONSO	MUNICIPAL	427.834,60
BA	292405	PE DE SERRA	MUNICIPAL	40.330,20
BA	292410	PEDRAO	MUNICIPAL	55.856,67
BA	292420	PEDRO ALEXANDRE	MUNICIPAL	72.297,14
BA	292430	PIATA	MUNICIPAL	120.183,54
BA	292440	PILAO ARCADEO	MUNICIPAL	44.861,33
BA	292450	PINDAI	MUNICIPAL	83.942,22
BA	292460	PINDOBACU	MUNICIPAL	62.001,90
BA	292465	PINTADAS	MUNICIPAL	16.189,28
BA	292467	PIRAI DO NORTE	MUNICIPAL	54.712,94
BA	292470	PIRIPA	MUNICIPAL	50.772,03
BA	292480	PIRITIBA	MUNICIPAL	36.452,16
BA	292490	PLANALTINO	MUNICIPAL	62.737,15
BA	292500	PLANALTO	MUNICIPAL	163.615,25
BA	292510	POCOES	MUNICIPAL	142.344,00
BA	292520	POJUCA	MUNICIPAL	165.695,13
BA	292525	PONTO NOVO	MUNICIPAL	236.840,61
BA	292530	PORTO SEGURO	MUNICIPAL	230.107,46
BA	292540	POTIRAGUA	MUNICIPAL	77.053,77
BA	292550	PRADO	MUNICIPAL	151.569,82
BA	292560	PRESIDENTE DUTRA	MUNICIPAL	89.559,92
BA	292570	PRESIDENTE JANIO QUADROS	MUNICIPAL	95.875,09



BA	292575	PRESIDENTE TANCREDO NEVES	MUNICIPAL	40.012,00
BA	292580	QUEIMADAS	MUNICIPAL	101.599,97
BA	292590	QUIJINGUE	MUNICIPAL	94.485,09
BA	292593	QUIXABEIRA	MUNICIPAL	38.143,05
BA	292595	RAFAEL JAMBEIRO	MUNICIPAL	143.584,86
BA	292600	REMANSO	MUNICIPAL	134.881,05
BA	292610	RETIROLANDIA	MUNICIPAL	91.574,93
BA	292620	RIACHAO DAS NEVES	MUNICIPAL	6.582,52
BA	292640	RIACHO DE SANTANA	MUNICIPAL	223.832,36
BA	292650	RIBEIRA DO AMPARO	MUNICIPAL	53.463,68
BA	292660	RIBEIRA DO POMBAL	MUNICIPAL	138.482,44
BA	292665	RIBEIRAO DO LARGO	MUNICIPAL	49.654,01
BA	292670	RIO DE CONTAS	MUNICIPAL	90.133,30
BA	292680	RIO DO ANTONIO	MUNICIPAL	94.638,40
BA	292690	RIO DO PIRES	MUNICIPAL	58.537,68
BA	292700	RIO REAL	MUNICIPAL	187.818,37
BA	292710	RODELAS	MUNICIPAL	94.764,40
BA	292720	RUY BARBOSA	MUNICIPAL	100.519,65
BA	292730	SALINAS DA MARGARIDA	MUNICIPAL	89.317,00
BA	292740	SALVADOR	MUNICIPAL	4.318.030,38
BA	292750	SANTA BARBARA	MUNICIPAL	24.652,09
BA	292760	SANTA BRIGIDA	MUNICIPAL	62.134,35
BA	292770	SANTA CRUZ CABRALIA	MUNICIPAL	17.592,09
BA	292780	SANTA CRUZ DA VITORIA	MUNICIPAL	27.942,27
BA	292790	SANTA INES	MUNICIPAL	76.971,72
BA	292805	SANTA LUZIA	MUNICIPAL	63.873,12
BA	292810	SANTA MARIA DA VITORIA	MUNICIPAL	190.435,81
BA	292840	SANTA RITA DE CASSIA	MUNICIPAL	24.475,82
BA	292850	SANTA TERESINHA	MUNICIPAL	91.067,91
BA	292800	SANTALUZ	MUNICIPAL	85.221,13
BA	292820	SANTANA	MUNICIPAL	103.311,19
BA	292830	SANTANOPOLIS	MUNICIPAL	68.948,85
BA	292860	SANTO AMARO	MUNICIPAL	204.746,01
BA	292870	SANTO ANTONIO DE JESUS	MUNICIPAL	391.793,19
BA	292880	SANTO ESTEVAO	MUNICIPAL	187.562,50
BA	292895	SAO DOMINGOS	MUNICIPAL	88.675,59
BA	292910	SAO FELIPE	MUNICIPAL	133.310,35
BA	292900	SAO FELIX	MUNICIPAL	43.531,44
BA	292905	SAO FELIX DO CORIBE	MUNICIPAL	133.229,94
BA	292920	SAO FRANCISCO DO CONDE	MUNICIPAL	272.035,76
BA	292925	SAO GABRIEL	MUNICIPAL	110.529,68
BA	292930	SAO GONCALO DOS CAMPOS	MUNICIPAL	69.573,75
BA	292935	SAO JOSE DA VITORIA	MUNICIPAL	56.221,69
BA	292940	SAO MIGUEL DAS MATAS	MUNICIPAL	90.154,06
BA	292950	SAO SEBASTIAO DO PASSE	MUNICIPAL	192.009,95
BA	292960	SAPEACU	MUNICIPAL	205.652,39
BA	292970	SATIRO DIAS	MUNICIPAL	92.320,83
BA	292975	SAUBARA	MUNICIPAL	73.853,76
BA	292980	SAUDE	MUNICIPAL	88.874,80
BA	292990	SEABRA	MUNICIPAL	158.705,58
BA	293000	SEBASTIAO LARANJEIRAS	MUNICIPAL	61.409,67
BA	293010	SENHOR DO BONFIM	MUNICIPAL	453.069,38



BA	293020	SENTO SE	MUNICIPAL	57.546,79
BA	293015	SERRA DO RAMALHO	MUNICIPAL	195.846,40
BA	293030	SERRA DOURADA	MUNICIPAL	130.162,52
BA	293040	SERRA PRETA	MUNICIPAL	105.951,85
BA	293050	SERRINHA	MUNICIPAL	413.981,33
BA	293060	SERROLANDIA	MUNICIPAL	40.917,13
BA	293070	SIMOES FILHO	MUNICIPAL	602.924,92
BA	293075	SITIO DO MATO	MUNICIPAL	72.208,06
BA	293076	SITIO DO QUINTO	MUNICIPAL	69.460,88
BA	293077	SOBRADINHO	MUNICIPAL	94.953,66
BA	293080	SOUTO SOARES	MUNICIPAL	89.813,58
BA	293090	TABOCAS DO BREJO VELHO	MUNICIPAL	72.863,50
BA	293100	TANHACU	MUNICIPAL	93.260,99
BA	293105	TANQUE NOVO	MUNICIPAL	115.372,26
BA	293120	TAPEROA	MUNICIPAL	123.607,15
BA	293130	TAPIRAMUTA	MUNICIPAL	78.212,62
BA	293135	TEIXEIRA DE FREITAS	MUNICIPAL	924.319,52
BA	293140	TEODORO SAMPAIO	MUNICIPAL	49.122,40
BA	293150	TEOFILANDIA	MUNICIPAL	46.930,49
BA	293160	TEOLANDIA	MUNICIPAL	79.104,60
BA	293170	TERRA NOVA	MUNICIPAL	68.204,66
BA	293180	TREMEDAL	MUNICIPAL	169.460,20
BA	293190	TUCANO	MUNICIPAL	260.348,92
BA	293200	UAUA	MUNICIPAL	154.478,59
BA	293210	UBAIRA	MUNICIPAL	97.764,20
BA	293220	UBAITABA	MUNICIPAL	116.950,59
BA	293230	UBATA	MUNICIPAL	136.845,00
BA	293240	UIBAI	MUNICIPAL	67.991,32
BA	293245	UMBURANAS	MUNICIPAL	116.745,09
BA	293250	UNA	MUNICIPAL	116.287,57
BA	293260	URANDI	MUNICIPAL	120.537,84
BA	293270	URUCUCA	MUNICIPAL	108.849,00
BA	293280	UTINGA	MUNICIPAL	27.249,94
BA	293290	VALENCA	MUNICIPAL	188.756,93
BA	293300	VALENTE	MUNICIPAL	143.058,34
BA	293305	VARZEA DA ROCA	MUNICIPAL	37.578,23
BA	293317	VARZEDO	MUNICIPAL	31.070,50
BA	293320	VERA CRUZ	MUNICIPAL	139.009,39
BA	293325	VEREDA	MUNICIPAL	60.771,65
BA	293330	VITORIA DA CONQUISTA	MUNICIPAL	1.063.409,89
BA	293345	WANDERLEY	MUNICIPAL	85.245,21
BA	293350	WENCESLAU GUIMARAES	MUNICIPAL	98.858,11
BA	293360	XIQUE-XIQUE	MUNICIPAL	241.283,37
CE	230440	CEARÁ	ESTADUAL	5.070.708,66
CE	230010	ABAIARA	MUNICIPAL	21.329,10
CE	230020	ACARAU	MUNICIPAL	412.728,47
CE	230030	ACOPIARA	MUNICIPAL	254.914,02
CE	230040	AIUABA	MUNICIPAL	96.670,10
CE	230050	ALCANTARAS	MUNICIPAL	63.095,32
CE	230060	ALTANEIRA	MUNICIPAL	24.982,83
CE	230070	ALTO SANTO	MUNICIPAL	101.520,98
CE	230075	AMONTADA	MUNICIPAL	140.343,21



CE	230080	ANTONINA DO NORTE	MUNICIPAL	64.763,00
CE	230090	APUIARES	MUNICIPAL	82.235,95
CE	230100	AQUIRAZ	MUNICIPAL	454.337,86
CE	230120	ARACOIABA	MUNICIPAL	224.955,80
CE	230125	ARARENDA	MUNICIPAL	51.453,10
CE	230130	ARARIPE	MUNICIPAL	43.043,36
CE	230140	ARATUBA	MUNICIPAL	40.765,15
CE	230150	ARNEIROZ	MUNICIPAL	60.464,51
CE	230160	ASSARE	MUNICIPAL	72.240,64
CE	230170	AURORA	MUNICIPAL	134.914,06
CE	230180	BAIXIO	MUNICIPAL	94.108,57
CE	230185	BANABUIU	MUNICIPAL	92.239,26
CE	230190	BARBALHA	MUNICIPAL	1.448.799,56
CE	230195	BARREIRA	MUNICIPAL	17.898,45
CE	230200	BARRO	MUNICIPAL	92.757,59
CE	230205	BARROQUINHA	MUNICIPAL	107.175,65
CE	230210	BATURITE	MUNICIPAL	301.041,94
CE	230220	BEBERIBE	MUNICIPAL	121.649,29
CE	230230	BELA CRUZ	MUNICIPAL	169.122,51
CE	230240	BOA VIAGEM	MUNICIPAL	214.125,00
CE	230250	BREJO SANTO	MUNICIPAL	362.359,98
CE	230260	CAMOCIM	MUNICIPAL	246.888,02
CE	230270	CAMPOS SALES	MUNICIPAL	103.251,90
CE	230280	CANINDE	MUNICIPAL	341.425,32
CE	230290	CAPISTRANO	MUNICIPAL	111.992,21
CE	230300	CARIDADE	MUNICIPAL	111.905,91
CE	230310	CARIRE	MUNICIPAL	96.508,52
CE	230320	CARIRIACU	MUNICIPAL	82.057,51
CE	230330	CARIUS	MUNICIPAL	56.514,70
CE	230340	CARNAUBAL	MUNICIPAL	153.152,27
CE	230360	CATARINA	MUNICIPAL	87.516,58
CE	230365	CATUNDA	MUNICIPAL	75.446,23
CE	230370	CAUCAIA	MUNICIPAL	1.123.014,24
CE	230380	CEDRO	MUNICIPAL	56.158,66
CE	230390	CHAVAL	MUNICIPAL	81.224,48
CE	230393	CHORO	MUNICIPAL	54.619,96
CE	230395	CHOROZINHO	MUNICIPAL	77.431,43
CE	230400	COREAU	MUNICIPAL	139.747,06
CE	230410	CRATEUS	MUNICIPAL	553.468,85
CE	230420	CRATO	MUNICIPAL	805.821,20
CE	230423	CROATA	MUNICIPAL	33.270,27
CE	230425	CRUZ	MUNICIPAL	163.944,27
CE	230426	DEPUTADO IRAPUAN PINHEIRO	MUNICIPAL	63.170,01
CE	230427	ERERE	MUNICIPAL	62.669,28
CE	230428	EUSEBIO	MUNICIPAL	442.966,28
CE	230430	FARIAS BRITO	MUNICIPAL	66.727,71
CE	230435	FORQUILHA	MUNICIPAL	46.638,18
CE	230440	FORTALEZA	MUNICIPAL	6.838.233,01
CE	230445	FORTIM	MUNICIPAL	135.853,41
CE	230450	FRECHEIRINHA	MUNICIPAL	101.735,81
CE	230460	GENERAL SAMPAIO	MUNICIPAL	44.588,75
CE	230465	GRACA	MUNICIPAL	84.629,62



CE	230470	GRANJA	MUNICIPAL	137.229,92
CE	230490	GROAIRAS	MUNICIPAL	54.281,52
CE	230500	GUARACIABA DO NORTE	MUNICIPAL	158.886,31
CE	230510	GUARAMIRANGA	MUNICIPAL	25.713,64
CE	230520	HIDROLANDIA	MUNICIPAL	62.547,51
CE	230526	IBARETAMA	MUNICIPAL	54.434,96
CE	230530	IBIAPINA	MUNICIPAL	188.546,76
CE	230533	IBICUITINGA	MUNICIPAL	62.210,80
CE	230535	ICAPUI	MUNICIPAL	71.207,82
CE	230540	ICO	MUNICIPAL	387.829,86
CE	230550	IGUATU	MUNICIPAL	322.522,28
CE	230560	INDEPENDENCIA	MUNICIPAL	127.416,01
CE	230565	IPAPORANGA	MUNICIPAL	121.633,54
CE	230570	IPAUMIRIM	MUNICIPAL	20.899,20
CE	230580	IPU	MUNICIPAL	99.518,95
CE	230590	IPUEIRAS	MUNICIPAL	227.691,57
CE	230600	IRACEMA	MUNICIPAL	68.806,15
CE	230610	IRAUCUBA	MUNICIPAL	119.485,86
CE	230620	ITAICABA	MUNICIPAL	68.264,84
CE	230630	ITAPAGE	MUNICIPAL	229.607,85
CE	230640	ITAPIPOCA	MUNICIPAL	820.702,75
CE	230650	ITAPIUNA	MUNICIPAL	67.433,14
CE	230655	ITAREMA	MUNICIPAL	182.197,95
CE	230660	ITATIRA	MUNICIPAL	152.231,73
CE	230670	JAGUARETAMA	MUNICIPAL	88.804,50
CE	230680	JAGUARIBARA	MUNICIPAL	85.818,96
CE	230690	JAGUARIBE	MUNICIPAL	114.671,03
CE	230700	JAGUARUANA	MUNICIPAL	138.901,19
CE	230710	JARDIM	MUNICIPAL	95.639,60
CE	230720	JATI	MUNICIPAL	63.138,28
CE	230725	JIOCA DE JERICOACOARA	MUNICIPAL	111.470,43
CE	230730	JUAZEIRO DO NORTE	MUNICIPAL	910.334,78
CE	230740	JUCAS	MUNICIPAL	71.724,11
CE	230750	LAVRAS DA MANGABEIRA	MUNICIPAL	110.481,91
CE	230760	LIMOEIRO DO NORTE	MUNICIPAL	417.616,98
CE	230763	MADALENA	MUNICIPAL	117.528,67
CE	230765	MARACANAU	MUNICIPAL	1.424.372,21
CE	230770	MARANGUAPE	MUNICIPAL	372.547,37
CE	230780	MARCO	MUNICIPAL	104.702,03
CE	230790	MARTINOPOLE	MUNICIPAL	95.514,07
CE	230800	MASSAPE	MUNICIPAL	126.265,29
CE	230810	MAURITI	MUNICIPAL	137.035,07
CE	230820	MERUOCA	MUNICIPAL	59.257,29
CE	230830	MILAGRES	MUNICIPAL	129.691,91
CE	230835	MILHA	MUNICIPAL	65.460,04
CE	230837	MIRAIMA	MUNICIPAL	136.028,19
CE	230840	MISSAO VELHA	MUNICIPAL	169.830,53
CE	230850	MOMBACA	MUNICIPAL	177.155,96
CE	230860	MONSENHOR TABOSA	MUNICIPAL	91.099,54
CE	230870	MORADA NOVA	MUNICIPAL	155.832,88
CE	230890	MORRINHOS	MUNICIPAL	131.236,02
CE	230900	MUCAMBO	MUNICIPAL	112.955,64



CE	230910	MULUNGU	MUNICIPAL	66.118,28
CE	230920	NOVA OLINDA	MUNICIPAL	78.756,43
CE	230930	NOVA RUSSAS	MUNICIPAL	135.824,49
CE	230940	NOVO ORIENTE	MUNICIPAL	57.727,36
CE	230945	OCARA	MUNICIPAL	139.952,67
CE	230950	OROS	MUNICIPAL	107.337,32
CE	230960	PACAJUS	MUNICIPAL	107.227,42
CE	230970	PACATUBA	MUNICIPAL	373.965,99
CE	230980	PACOTI	MUNICIPAL	56.705,25
CE	230990	PACUJA	MUNICIPAL	44.823,70
CE	231000	PALHANO	MUNICIPAL	83.444,06
CE	231010	PALMACIA	MUNICIPAL	42.004,26
CE	231020	PARACURU	MUNICIPAL	87.347,62
CE	231025	PARAIPABA	MUNICIPAL	138.856,62
CE	231030	PARAMBU	MUNICIPAL	172.236,63
CE	231050	PEDRA BRANCA	MUNICIPAL	230.287,40
CE	231060	PENAFORTE	MUNICIPAL	29.519,39
CE	231070	PENTECOSTE	MUNICIPAL	101.452,52
CE	231080	PEREIRO	MUNICIPAL	77.128,38
CE	231085	PINDORETAMA	MUNICIPAL	93.295,31
CE	231090	PIQUET CARNEIRO	MUNICIPAL	137.419,88
CE	231095	PIRES FERREIRA	MUNICIPAL	85.698,16
CE	231100	PORANGA	MUNICIPAL	80.530,65
CE	231110	PORTEIRAS	MUNICIPAL	49.532,87
CE	231120	POTENGI	MUNICIPAL	64.883,91
CE	231123	POTIRETAMA	MUNICIPAL	75.423,46
CE	231126	QUITERIANOPOLIS	MUNICIPAL	171.715,75
CE	231130	QUIXADA	MUNICIPAL	603.783,48
CE	231135	QUIXELO	MUNICIPAL	67.213,63
CE	231140	QUIXERAMOBIM	MUNICIPAL	530.996,76
CE	231150	QUIXERE	MUNICIPAL	81.333,03
CE	231160	REDENCAO	MUNICIPAL	162.668,29
CE	231170	RERIUTABA	MUNICIPAL	139.421,81
CE	231180	RUSSAS	MUNICIPAL	372.399,00
CE	231190	SABOEIRO	MUNICIPAL	67.665,15
CE	231195	SALITRE	MUNICIPAL	95.775,09
CE	231220	SANTA QUITERIA	MUNICIPAL	127.394,60
CE	231200	SANTANA DO ACARAU	MUNICIPAL	145.781,97
CE	231210	SANTANA DO CARIRI	MUNICIPAL	67.262,45
CE	231230	SAO BENEDITO	MUNICIPAL	177.559,89
CE	231240	SAO GONCALO DO AMARANTE	MUNICIPAL	469.366,75
CE	231250	SAO JOAO DO JAGUARIBE	MUNICIPAL	50.452,21
CE	231260	SAO LUIS DO CURU	MUNICIPAL	109.277,40
CE	231270	SENADOR POMPEU	MUNICIPAL	148.880,65
CE	231280	SENADOR SA	MUNICIPAL	40.691,29
CE	231290	SOBRAL	MUNICIPAL	2.403.950,60
CE	231300	SOLONOPOLE	MUNICIPAL	140.130,50
CE	231310	TABULEIRO DO NORTE	MUNICIPAL	224.804,77
CE	231320	TAMBORIL	MUNICIPAL	155.946,37
CE	231325	TARRAFAS	MUNICIPAL	39.294,39
CE	231330	TAUA	MUNICIPAL	333.733,16
CE	231340	TIANGUA	MUNICIPAL	624.000,68



CE	231355	TURURU	MUNICIPAL	108.424,90
CE	231360	UBAJARA	MUNICIPAL	153.347,70
CE	231370	UMARI	MUNICIPAL	107.951,89
CE	231375	UMIRIM	MUNICIPAL	88.807,40
CE	231380	URUBURETAMA	MUNICIPAL	114.008,48
CE	231390	URUOCA	MUNICIPAL	72.724,03
CE	231395	VARJOTA	MUNICIPAL	160.280,03
CE	231400	VARZEA ALEGRE	MUNICIPAL	165.945,17
DF	530010	DISTRITO FEDERAL	ESTADUAL	380.591,78
ES	320530	ESPÍRITO SANTO	ESTADUAL	9.076.304,79
ES	320010	AFONSO CLAUDIO	MUNICIPAL	103.357,09
ES	320013	AGUIA BRANCA	MUNICIPAL	166.574,68

ES	320020	ALEGRE	MUNICIPAL	109.099,51
ES	320040	ANCHIETA	MUNICIPAL	29.118,74
ES	320050	APIACA	MUNICIPAL	48.997,68
ES	320060	ARACRUZ	MUNICIPAL	617.311,33
ES	320070	ATILIO VIVACQUA	MUNICIPAL	50.217,81
ES	320080	BAIXO GUANDU	MUNICIPAL	49.076,25
ES	320090	BARRA DE SAO FRANCISCO	MUNICIPAL	64.722,62
ES	320100	BOA ESPERANCA	MUNICIPAL	38.634,14
ES	320110	BOM JESUS DO NORTE	MUNICIPAL	67.900,57
ES	320115	BREJETUBA	MUNICIPAL	19.804,41
ES	320120	CACHOEIRO DE ITAPEMIRIM	MUNICIPAL	380.673,63
ES	320130	CARIACICA	MUNICIPAL	371.246,12
ES	320140	CASTELO	MUNICIPAL	88.953,22
ES	320150	COLATINA	MUNICIPAL	806.810,16
ES	320160	CONCEICAO DA BARRA	MUNICIPAL	165.882,97
ES	320170	CONCEICAO DO CASTELO	MUNICIPAL	12.865,45
ES	320180	DIVINO DE SAO LOURENCO	MUNICIPAL	18.117,45
ES	320190	DOMINGOS MARTINS	MUNICIPAL	75.589,60
ES	320200	DORES DO RIO PRETO	MUNICIPAL	23.547,57
ES	320210	ECOPORANGA	MUNICIPAL	35.196,59
ES	320220	FUNDAO	MUNICIPAL	22.400,15
ES	320225	GOVERNADOR LINDENBERG	MUNICIPAL	20.205,59
ES	320230	GUACUI	MUNICIPAL	85.932,83
ES	320240	GUARAPARI	MUNICIPAL	230.599,16
ES	320245	IBATIBA	MUNICIPAL	41.922,18
ES	320250	IBIRACU	MUNICIPAL	140.207,99
ES	320255	IBITIRAMA	MUNICIPAL	23.367,86
ES	320260	ICONHA	MUNICIPAL	31.356,92
ES	320265	IRUPI	MUNICIPAL	20.202,09
ES	320270	ITAGUACU	MUNICIPAL	67.564,50
ES	320280	ITAPEMIRIM	MUNICIPAL	1.572,56
ES	320290	ITARANA	MUNICIPAL	31.551,58
ES	320305	JAGUARE	MUNICIPAL	116.488,60
ES	320313	JOAO NEIVA	MUNICIPAL	55.807,37
ES	320316	LARANJA DA TERRA	MUNICIPAL	47.355,50
ES	320320	LINHARES	MUNICIPAL	458.372,17
ES	320330	MANTENOPOLIS	MUNICIPAL	30.245,06
ES	320332	MARATAIZES	MUNICIPAL	73.848,76
ES	320334	MARECHAL FLORIANO	MUNICIPAL	78.468,14



ES	320335	MARILANDIA	MUNICIPAL	54.729,20
ES	320340	MIMOSO DO SUL	MUNICIPAL	444.617,09
ES	320350	MONTANHA	MUNICIPAL	90.376,57
ES	320360	MUCURICI	MUNICIPAL	45.967,13
ES	320370	MUNIZ FREIRE	MUNICIPAL	47.320,92
ES	320380	MUQUI	MUNICIPAL	67.041,65
ES	320390	NOVA VENECIA	MUNICIPAL	157.342,36
ES	320400	PANCAS	MUNICIPAL	45.586,36
ES	320405	PEDRO CANARIO	MUNICIPAL	53.996,24
ES	320410	PINHEIROS	MUNICIPAL	48.776,47
ES	320425	PONTO BELO	MUNICIPAL	32.250,58
ES	320430	PRESIDENTE KENNEDY	MUNICIPAL	33.403,61
ES	320435	RIO BANANAL	MUNICIPAL	6.253,10
ES	320450	SANTA LEOPOLDINA	MUNICIPAL	7.436,57
ES	320455	SANTA MARIA DE JETIBA	MUNICIPAL	89.410,44
ES	320460	SANTA TERESA	MUNICIPAL	179.611,52
ES	320465	SAO DOMINGOS DO NORTE	MUNICIPAL	18.612,50
ES	320470	SAO GABRIEL DA PALHA	MUNICIPAL	70.156,21
ES	320480	SAO JOSE DO CALCADO	MUNICIPAL	84.070,15
ES	320495	SAO ROQUE DO CANAA	MUNICIPAL	33.707,42
ES	320500	SERRA	MUNICIPAL	605.863,59
ES	320501	SOORETAMA	MUNICIPAL	57.625,73
ES	320503	VARGEM ALTA	MUNICIPAL	49.080,89
ES	320510	VIANA	MUNICIPAL	168.428,31
ES	320515	VILA PAVAO	MUNICIPAL	12.888,56
ES	320517	VILA VALERIO	MUNICIPAL	20.373,87
ES	320520	VILA VELHA	MUNICIPAL	448.576,11
ES	320530	VITORIA	MUNICIPAL	44.755,18
GO	520870	GOIÁS	ESTADUAL	5.232.394,51
GO	520010	ABADIANIA	MUNICIPAL	83.109,07
GO	520013	ACREUNA	MUNICIPAL	79.579,51
GO	520020	AGUA LIMPA	MUNICIPAL	4.520,20
GO	520025	AGUAS LINDAS DE GOIAS	MUNICIPAL	305.724,00
GO	520030	ALEXANIA	MUNICIPAL	64.694,26
GO	520050	ALOANDIA	MUNICIPAL	7.421,18
GO	520060	ALTO PARAISO DE GOIAS	MUNICIPAL	20.205,24
GO	520080	ALVORADA DO NORTE	MUNICIPAL	42.148,98
GO	520082	AMARALINA	MUNICIPAL	11.260,58
GO	520110	ANAPOLIS	MUNICIPAL	1.571.387,00
GO	520120	ANHANGUERA	MUNICIPAL	5.013,60
GO	520150	APORE	MUNICIPAL	52.600,39
GO	520170	ARAGARCAS	MUNICIPAL	85.874,06
GO	520180	ARAGOIANIA	MUNICIPAL	25.677,52
GO	520260	AURILANDIA	MUNICIPAL	8.027,82
GO	520280	AVELINOPOLIS	MUNICIPAL	6.888,19
GO	520340	BOM JARDIM DE GOIAS	MUNICIPAL	35.379,96
GO	520355	BONFINOPOLIS	MUNICIPAL	41.680,12
GO	520357	BONOPOLIS	MUNICIPAL	9.109,85
GO	520390	BURITI ALEGRE	MUNICIPAL	16.186,36
GO	520400	CABECEIRAS	MUNICIPAL	21.171,87
GO	520440	CAIAPONIA	MUNICIPAL	101.912,00
GO	520450	CALDAS NOVAS	MUNICIPAL	317.234,31



GO	520460	CAMPESTRE DE GOIAS	MUNICIPAL	8.261,63
GO	520470	CAMPINORTE	MUNICIPAL	53.993,36
GO	520490	CAMPOS BELOS	MUNICIPAL	46.521,40
GO	520495	CAMPOS VERDES	MUNICIPAL	29.902,72
GO	520505	CASTELANDIA	MUNICIPAL	27.216,55
GO	520510	CATALAO	MUNICIPAL	133.116,73
GO	520530	CAVALCANTE	MUNICIPAL	12.799,11
GO	520540	CERES	MUNICIPAL	210.099,80
GO	520551	COCALZINHO DE GOIAS	MUNICIPAL	128.915,25
GO	520552	COLINAS DO SUL	MUNICIPAL	26.442,76
GO	520570	CORREGO DO OURO	MUNICIPAL	12.719,79
GO	520580	CORUMBA DE GOIAS	MUNICIPAL	21.264,30
GO	520660	CUMARI	MUNICIPAL	18.314,30
GO	520670	DAMIANOPOLIS	MUNICIPAL	15.298,43
GO	520830	DIVINOPOLIS DE GOIAS	MUNICIPAL	17.589,12
GO	520735	EDEALINA	MUNICIPAL	7.003,49
GO	520750	ESTRELA DO NORTE	MUNICIPAL	16.873,60
GO	520760	FAZENDA NOVA	MUNICIPAL	28.097,93
GO	520780	FIRMINOPOLIS	MUNICIPAL	7.181,03
GO	520790	FLORES DE GOIAS	MUNICIPAL	8.933,31
GO	520815	GAMELEIRA DE GOIAS	MUNICIPAL	12.067,40
GO	520850	GOIANDIRA	MUNICIPAL	11.727,10
GO	520870	GOIANIA	MUNICIPAL	3.336.065,37
GO	520890	GOIAS	MUNICIPAL	128.407,31
GO	520910	GOIATUBA	MUNICIPAL	27.727,96
GO	520915	GOUVELANDIA	MUNICIPAL	13.673,63
GO	520945	GUARINOS	MUNICIPAL	15.947,63
GO	520960	HEITORAI	MUNICIPAL	29.076,23
GO	520970	HIDROLANDIA	MUNICIPAL	53.892,45
GO	520980	HIDROLINA	MUNICIPAL	57.490,05
GO	520990	IACIARA	MUNICIPAL	24.352,52
GO	521015	IPIRANGA DE GOIAS	MUNICIPAL	13.435,67
GO	521020	IPORA	MUNICIPAL	24.995,27
GO	521030	ISRAELANDIA	MUNICIPAL	16.909,28
GO	521056	ITAGUARI	MUNICIPAL	30.394,02
GO	521060	ITAGUARU	MUNICIPAL	17.819,19
GO	521080	ITAJA	MUNICIPAL	16.194,91
GO	521120	ITAPURANGA	MUNICIPAL	71.778,56
GO	521140	ITAUCU	MUNICIPAL	58.477,72
GO	521180	JARAGUA	MUNICIPAL	34.382,08
GO	521200	JAUPACI	MUNICIPAL	9.456,38
GO	521210	JOVIANIA	MUNICIPAL	17.792,70
GO	521250	LUZIANIA	MUNICIPAL	740.751,52
GO	521260	MAIRIPOTABA	MUNICIPAL	10.415,26
GO	521270	MAMBAI	MUNICIPAL	6.558,75
GO	521280	MARA ROSA	MUNICIPAL	17.841,11
GO	521290	MARZAGAO	MUNICIPAL	19.096,65
GO	521300	MAURILANDIA	MUNICIPAL	70.876,19
GO	521308	MINACU	MUNICIPAL	69.315,43
GO	521310	MINEIROS	MUNICIPAL	22.724,40
GO	521350	MONTE ALEGRE DE GOIAS	MUNICIPAL	43.210,92
GO	521375	MONTIVIDIU	MUNICIPAL	27.206,92



GO	521377	MONTIVIDIU DO NORTE	MUNICIPAL	33.356,00
GO	521385	MORRO AGUDO DE GOIAS	MUNICIPAL	17.140,95
GO	521390	MOSSAMEDES	MUNICIPAL	9.376,57
GO	521405	MUNDO NOVO	MUNICIPAL	59.413,08
GO	521410	MUTUNOPOLIS	MUNICIPAL	10.465,32
GO	521440	NAZARIO	MUNICIPAL	11.213,89
GO	521450	NEROPOLIS	MUNICIPAL	418.166,59
GO	521460	NIQUELANDIA	MUNICIPAL	200.090,32
GO	521480	NOVA AURORA	MUNICIPAL	4.566,66
GO	521487	NOVA IGUACU DE GOIAS	MUNICIPAL	14.231,00
GO	521500	NOVA VENEZA	MUNICIPAL	30.587,47
GO	521520	NOVO BRASIL	MUNICIPAL	25.661,73
GO	521523	NOVO GAMA	MUNICIPAL	263.977,29
GO	521525	NOVO PLANALTO	MUNICIPAL	19.713,67
GO	521530	ORIZONA	MUNICIPAL	4.296,48
GO	521565	PALESTINA DE GOIAS	MUNICIPAL	23.677,96
GO	521580	PALMELO	MUNICIPAL	395,96
GO	521590	PALMINOPOLIS	MUNICIPAL	41.990,50
GO	521640	PARAUNA	MUNICIPAL	36.958,82
GO	521690	PILAR DE GOIAS	MUNICIPAL	24.395,91
GO	521710	PIRACANJUBA	MUNICIPAL	146.970,43
GO	521720	PIRANHAS	MUNICIPAL	20.028,15
GO	521740	PIRES DO RIO	MUNICIPAL	18.756,92
GO	521770	PONTALINA	MUNICIPAL	12.544,70
GO	521800	PORANGATU	MUNICIPAL	210.566,09
GO	521805	PORTEIRAO	MUNICIPAL	1.829,70
GO	521850	QUIRINOPOLIS	MUNICIPAL	86.733,55
GO	521870	RIANAPOLIS	MUNICIPAL	22.405,11
GO	521878	RIO QUENTE	MUNICIPAL	3.492,44
GO	521880	RIO VERDE	MUNICIPAL	594.751,63
GO	521900	SANCLERLANDIA	MUNICIPAL	48.549,76
GO	521910	SANTA BARBARA DE GOIAS	MUNICIPAL	44.088,66
GO	521935	SANTA ISABEL	MUNICIPAL	8.628,64
GO	521940	SANTA RITA DO ARAGUAIA	MUNICIPAL	7.218,73
GO	521945	SANTA RITA DO NOVO DESTINO	MUNICIPAL	7.350,39
GO	521960	SANTA TEREZA DE GOIAS	MUNICIPAL	47.115,16
GO	521970	SANTA TEREZINHA DE GOIAS	MUNICIPAL	21.662,10
GO	521971	SANTO ANTONIO DA BARRA	MUNICIPAL	9.952,23
GO	521975	SANTO ANTONIO DO DESCOBERTO	MUNICIPAL	244.503,19
GO	521980	SAO DOMINGOS	MUNICIPAL	33.498,61
GO	521990	SAO FRANCISCO DE GOIAS	MUNICIPAL	13.251,96
GO	522005	SAO JOAO DA PARAUNA	MUNICIPAL	5.959,60
GO	522000	SAO JOAO D'ALIANCA	MUNICIPAL	38.315,88
GO	522010	SAO LUIS DE MONTES BELOS	MUNICIPAL	25.846,24
GO	522015	SAO LUIZ DO NORTE	MUNICIPAL	66.194,44
GO	522020	SAO MIGUEL DO ARAGUAIA	MUNICIPAL	59.997,80
GO	522026	SAO MIGUEL DO PASSA QUATRO	MUNICIPAL	28.091,31
GO	522040	SAO SIMAO	MUNICIPAL	34.035,21
GO	522060	SILVANIA	MUNICIPAL	13.011,42
GO	522068	SIMOLANDIA	MUNICIPAL	13.309,08
GO	522100	TAQUARAL DE GOIAS	MUNICIPAL	4.893,44
GO	522108	TERESINA DE GOIAS	MUNICIPAL	9.861,12



GO	522130	TRES RANCHOS	MUNICIPAL	5.309,67
GO	522145	TROMBAS	MUNICIPAL	45.683,00
GO	522155	TURVELANDIA	MUNICIPAL	21.566,27
GO	522157	UIRAPURU	MUNICIPAL	22.860,39
GO	522185	VALPARAISO DE GOIAS	MUNICIPAL	465.564,59
GO	522205	VICENTINOPOLIS	MUNICIPAL	24.898,24

MA	211130	MARANHÃO	ESTADUAL	14.702.416,40
MA	210005	ACAILANDIA	MUNICIPAL	296.813,67
MA	210010	AFONSO CUNHA	MUNICIPAL	63.150,29
MA	210015	AGUA DOCE DO MARANHAO	MUNICIPAL	86.205,88
MA	210020	ALCANTARA	MUNICIPAL	128.658,30
MA	210030	ALDEIAS ALTAS	MUNICIPAL	185.043,90
MA	210040	ALTAMIRA DO MARANHAO	MUNICIPAL	70.385,48
MA	210043	ALTO ALEGRE DO MARANHAO	MUNICIPAL	125.893,03
MA	210047	ALTO ALEGRE DO PINDARE	MUNICIPAL	647,73
MA	210050	ALTO PARNAIBA	MUNICIPAL	85.543,18
MA	210055	AMAPA DO MARANHAO	MUNICIPAL	53.396,38
MA	210060	AMARANTE DO MARANHAO	MUNICIPAL	355.886,87
MA	210070	ANAJATUBA	MUNICIPAL	162.336,15
MA	210080	ANAPURUS	MUNICIPAL	158.083,38
MA	210083	APICUM-ACU	MUNICIPAL	54.403,89
MA	210087	ARAGUANA	MUNICIPAL	71.862,76
MA	210090	ARAIOSES	MUNICIPAL	152.623,92
MA	210095	ARAME	MUNICIPAL	134.519,01
MA	210100	ARARI	MUNICIPAL	238.357,86
MA	210110	AXIXA	MUNICIPAL	123.740,87
MA	210120	BACABAL	MUNICIPAL	963.251,58
MA	210125	BACABEIRA	MUNICIPAL	384.346,00
MA	210130	BACURI	MUNICIPAL	106.280,02
MA	210135	BACURITUBA	MUNICIPAL	34.782,79
MA	210140	BALSAS	MUNICIPAL	439.117,91
MA	210150	BARAO DE GRAJAU	MUNICIPAL	128.981,92
MA	210160	BARRA DO CORDA	MUNICIPAL	569.185,82
MA	210170	BARREIRINHAS	MUNICIPAL	164.012,21
MA	210177	BELA VISTA DO MARANHAO	MUNICIPAL	84.183,68
MA	210173	BELAGUA	MUNICIPAL	77.504,33
MA	210180	BENEDITO LEITE	MUNICIPAL	69.357,32
MA	210190	BEQUIMAO	MUNICIPAL	168.711,05
MA	210193	BERNARDO DO MEARIM	MUNICIPAL	58.350,85
MA	210197	BOA VISTA DO GURUPI	MUNICIPAL	46.080,75
MA	210200	BOM JARDIM	MUNICIPAL	200.790,01
MA	210203	BOM JESUS DAS SELVAS	MUNICIPAL	37.991,14
MA	210207	BOM LUGAR	MUNICIPAL	111.159,08
MA	210210	BREJO	MUNICIPAL	207.233,29
MA	210215	BREJO DE AREIA	MUNICIPAL	39.733,83
MA	210220	BURITI	MUNICIPAL	179.407,61
MA	210230	BURITI BRAVO	MUNICIPAL	184.255,50
MA	210232	BURITICUPU	MUNICIPAL	489.578,39
MA	210235	BURITIRANA	MUNICIPAL	82.019,69
MA	210237	CACHOEIRA GRANDE	MUNICIPAL	71.482,42
MA	210240	CAJAPIO	MUNICIPAL	56.854,59



MA	210250	CAJARI	MUNICIPAL	107.091,38
MA	210255	CAMPESTRE DO MARANHAO	MUNICIPAL	66.567,46
MA	210260	CANDIDO MENDES	MUNICIPAL	137.724,34
MA	210270	CANTANHEDE	MUNICIPAL	148.510,14
MA	210275	CAPINZAL DO NORTE	MUNICIPAL	121.681,13
MA	210280	CAROLINA	MUNICIPAL	202.270,33
MA	210290	CARUTAPERA	MUNICIPAL	86.009,61
MA	210300	CAXIAS	MUNICIPAL	1.217.346,82
MA	210310	CEDRAL	MUNICIPAL	68.098,51
MA	210312	CENTRAL DO MARANHAO	MUNICIPAL	65.455,33
MA	210315	CENTRO DO GUILHERME	MUNICIPAL	49.716,21
MA	210317	CENTRO NOVO DO MARANHAO	MUNICIPAL	138.918,05
MA	210320	CHAPADINHA	MUNICIPAL	321.383,47
MA	210325	CIDELANDIA	MUNICIPAL	59.798,92
MA	210330	CODO	MUNICIPAL	643.839,97
MA	210340	COELHO NETO	MUNICIPAL	343.829,23
MA	210355	CONCEICAO DO LAGO-ACU	MUNICIPAL	86.084,76
MA	210360	COROATA	MUNICIPAL	262.103,45
MA	210370	CURURUPU	MUNICIPAL	153.182,05
MA	210375	DAVINOPOLIS	MUNICIPAL	129.627,55
MA	210380	DOM PEDRO	MUNICIPAL	201.616,30
MA	210390	DUQUE BACELAR	MUNICIPAL	97.597,92
MA	210400	ESPERANTINOPOLIS	MUNICIPAL	152.674,18
MA	210405	ESTREITO	MUNICIPAL	217.872,52
MA	210407	FEIRA NOVA DO MARANHAO	MUNICIPAL	68.775,37
MA	210408	FERNANDO FALCAO	MUNICIPAL	75.319,69
MA	210409	FORMOSA DA SERRA NEGRA	MUNICIPAL	136.676,25
MA	210410	FORTALEZA DOS NOGUEIRAS	MUNICIPAL	55.270,55
MA	210420	FORTUNA	MUNICIPAL	120.889,73
MA	210430	GODOFREDO VIANA	MUNICIPAL	72.854,03
MA	210440	GONCALVES DIAS	MUNICIPAL	166.119,46
MA	210450	GOVERNADOR ARCHER	MUNICIPAL	119.081,41
MA	210455	GOVERNADOR EDISON LOBAO	MUNICIPAL	127.759,37
MA	210460	GOVERNADOR EUGENIO BARROS	MUNICIPAL	158.410,11
MA	210462	GOVERNADOR LUIZ ROCHA	MUNICIPAL	77.354,95
MA	210465	GOVERNADOR NEWTON BELLO	MUNICIPAL	88.555,68
MA	210467	GOVERNADOR NUNES FREIRE	MUNICIPAL	86.493,24
MA	210470	GRACA ARANHA	MUNICIPAL	71.809,78
MA	210480	GRAJAU	MUNICIPAL	502.124,35
MA	210490	GUIMARAES	MUNICIPAL	93.883,05
MA	210500	HUMBERTO DE CAMPOS	MUNICIPAL	212.375,10
MA	210510	ICATU	MUNICIPAL	162.107,75
MA	210515	IGARAPE DO MEIO	MUNICIPAL	94.012,80
MA	210520	IGARAPE GRANDE	MUNICIPAL	134.582,34
MA	210530	IMPERATRIZ	MUNICIPAL	1.214.901,36
MA	210535	ITAIPAVA DO GRAJAU	MUNICIPAL	126.627,93
MA	210540	ITAPECURU MIRIM	MUNICIPAL	176.956,91
MA	210542	ITINGA DO MARANHAO	MUNICIPAL	116.873,95
MA	210545	JATOBA	MUNICIPAL	79.640,79
MA	210547	JENIPAPO DOS VIEIRAS	MUNICIPAL	114.985,95
MA	210550	JOAO LISBOA	MUNICIPAL	119.609,03
MA	210560	JOSELANDIA	MUNICIPAL	84.910,87



MA	210565	JUNCO DO MARANHAO	MUNICIPAL	39.662,34
MA	210570	LAGO DA PEDRA	MUNICIPAL	298.925,60
MA	210580	LAGO DO JUNCO	MUNICIPAL	67.659,47
MA	210594	LAGO DOS RODRIGUES	MUNICIPAL	76.963,86
MA	210590	LAGO VERDE	MUNICIPAL	101.518,28
MA	210592	LAGOA DO MATO	MUNICIPAL	34.860,02
MA	210596	LAGOA GRANDE DO MARANHAO	MUNICIPAL	92.216,37
MA	210598	LAJEADO NOVO	MUNICIPAL	48.535,10
MA	210600	LIMA CAMPOS	MUNICIPAL	152.300,77
MA	210610	LORETO	MUNICIPAL	84.935,72
MA	210620	LUIS DOMINGUES	MUNICIPAL	42.617,87
MA	210630	MAGALHAES DE ALMEIDA	MUNICIPAL	114.437,73
MA	210632	MARACACUME	MUNICIPAL	129.677,49
MA	210635	MARAJA DO SENA	MUNICIPAL	23.913,00
MA	210637	MARANHAOZINHO	MUNICIPAL	49.771,92
MA	210640	MATA ROMA	MUNICIPAL	208.991,72
MA	210650	MATINHA	MUNICIPAL	163.170,01
MA	210660	MATOES	MUNICIPAL	228.871,07
MA	210663	MATOES DO NORTE	MUNICIPAL	74.754,42
MA	210667	MILAGRES DO MARANHAO	MUNICIPAL	106.335,36
MA	210670	MIRADOR	MUNICIPAL	160.634,49
MA	210675	MIRANDA DO NORTE	MUNICIPAL	218.985,90
MA	210680	MIRINZAL	MUNICIPAL	93.048,09
MA	210690	MONCAO	MUNICIPAL	136.520,01
MA	210700	MONTES ALTOS	MUNICIPAL	79.295,30
MA	210710	MORROS	MUNICIPAL	135.118,05
MA	210720	NINA RODRIGUES	MUNICIPAL	91.923,21
MA	210725	NOVA COLINAS	MUNICIPAL	50.372,43
MA	210730	NOVA IORQUE	MUNICIPAL	49.303,66
MA	210735	NOVA OLINDA DO MARANHAO	MUNICIPAL	106.850,99
MA	210740	OLHO D'AGUA DAS CUNHAS	MUNICIPAL	126.051,36
MA	210745	OLINDA NOVA DO MARANHAO	MUNICIPAL	100.731,73
MA	210750	PACO DO LUMIAR	MUNICIPAL	74.586,64
MA	210760	PALMEIRANDIA	MUNICIPAL	157.068,00
MA	210770	PARAIBANO	MUNICIPAL	111.878,95
MA	210780	PARNARAMA	MUNICIPAL	260.400,10
MA	210790	PASSAGEM FRANCA	MUNICIPAL	140.103,08
MA	210800	PASTOS BONS	MUNICIPAL	178.200,50
MA	210805	PAULINO NEVES	MUNICIPAL	71.985,44
MA	210810	PAULO RAMOS	MUNICIPAL	163.435,40
MA	210820	PEDREIRAS	MUNICIPAL	284.924,74
MA	210825	PEDRO DO ROSARIO	MUNICIPAL	133.491,93
MA	210830	PENALVA	MUNICIPAL	173.865,89
MA	210840	PERI MIRIM	MUNICIPAL	69.943,52
MA	210845	PERITORO	MUNICIPAL	137.490,92
MA	210850	PINDARE-MIRIM	MUNICIPAL	191.403,13
MA	210860	PINHEIRO	MUNICIPAL	520.253,14
MA	210870	PIO XII	MUNICIPAL	124.025,55
MA	210880	PIRAPEMAS	MUNICIPAL	126.040,48
MA	210890	POCAO DE PEDRAS	MUNICIPAL	135.546,34
MA	210900	PORTO FRANCO	MUNICIPAL	260.946,44
MA	210905	PORTO RICO DO MARANHAO	MUNICIPAL	19.212,21



MA	210910	PRESIDENTE DUTRA	MUNICIPAL	268.267,96
MA	210920	PRESIDENTE JUSCELINO	MUNICIPAL	265.209,37
MA	210923	PRESIDENTE MEDICI	MUNICIPAL	82.118,12
MA	210927	PRESIDENTE SARNEY	MUNICIPAL	121.588,55
MA	210930	PRESIDENTE VARGAS	MUNICIPAL	98.869,92
MA	210940	PRIMEIRA CRUZ	MUNICIPAL	70.938,34
MA	210945	RAPOSA	MUNICIPAL	145.702,32
MA	210950	RIACHAO	MUNICIPAL	126.464,34
MA	210955	RIBAMAR FIQUENE	MUNICIPAL	49.698,16
MA	210960	ROSARIO	MUNICIPAL	303.200,29
MA	210970	SAMBAIBA	MUNICIPAL	48.288,47
MA	210980	SANTA HELENA	MUNICIPAL	251.372,56
MA	210990	SANTA INES	MUNICIPAL	551.074,94
MA	211000	SANTA LUZIA	MUNICIPAL	309.951,49
MA	211003	SANTA LUZIA DO PARUA	MUNICIPAL	80.540,47
MA	211010	SANTA QUITERIA DO MARANHAO	MUNICIPAL	156.601,56
MA	211020	SANTA RITA	MUNICIPAL	824.346,84
MA	211023	SANTANA DO MARANHAO	MUNICIPAL	76.596,46
MA	211027	SANTO AMARO DO MARANHAO	MUNICIPAL	81.655,98
MA	211030	SANTO ANTONIO DOS LOPES	MUNICIPAL	141.638,39
MA	211040	SAO BENEDITO DO RIO PRETO	MUNICIPAL	220.700,52
MA	211050	SAO BENTO	MUNICIPAL	262.107,93
MA	211060	SAO BERNARDO	MUNICIPAL	168.574,65
MA	211065	SAO DOMINGOS DO AZEITAO	MUNICIPAL	73.478,98
MA	211070	SAO DOMINGOS DO MARANHAO	MUNICIPAL	192.820,38
MA	211080	SAO FELIX DE BALSAS	MUNICIPAL	54.017,19
MA	211085	SAO FRANCISCO DO BREJAO	MUNICIPAL	72.661,20
MA	211090	SAO FRANCISCO DO MARANHAO	MUNICIPAL	142.918,32
MA	211100	SAO JOAO BATISTA	MUNICIPAL	149.388,63
MA	211102	SAO JOAO DO CARU	MUNICIPAL	86.742,53
MA	211105	SAO JOAO DO PARAISO	MUNICIPAL	58.953,19
MA	211107	SAO JOAO DO SOTER	MUNICIPAL	195.914,00
MA	211110	SAO JOAO DOS PATOS	MUNICIPAL	162.075,71
MA	211120	SAO JOSE DE RIBAMAR	MUNICIPAL	754.238,36
MA	211125	SAO JOSE DOS BASILIOS	MUNICIPAL	97.829,34
MA	211130	SAO LUIS	MUNICIPAL	4.737.744,73
MA	211140	SAO LUIS GONZAGA DO MARANHAO	MUNICIPAL	265.171,73
MA	211150	SAO MATEUS DO MARANHAO	MUNICIPAL	218.043,58
MA	211153	SAO PEDRO DA AGUA BRANCA	MUNICIPAL	83.630,46
MA	211157	SAO PEDRO DOS CRENTES	MUNICIPAL	69.499,57
MA	211160	SAO RAIMUNDO DAS MANGABEIRAS	MUNICIPAL	156.933,05
MA	211163	SAO RAIMUNDO DO DOCA BEZERRA	MUNICIPAL	75.944,23
MA	211167	SAO ROBERTO	MUNICIPAL	63.305,95
MA	211170	SAO VICENTE FERRER	MUNICIPAL	172.532,31
MA	211172	SATUBINHA	MUNICIPAL	104.555,79
MA	211174	SENADOR ALEXANDRE COSTA	MUNICIPAL	128.124,27
MA	211176	SENADOR LA ROCQUE	MUNICIPAL	119.652,31
MA	211178	SERRANO DO MARANHAO	MUNICIPAL	67.888,06
MA	211180	SITIO NOVO	MUNICIPAL	135.060,44
MA	211190	SUCUPIRA DO NORTE	MUNICIPAL	72.109,85
MA	211195	SUCUPIRA DO RIACHAO	MUNICIPAL	35.955,43
MA	211200	TASSO FRAGOSO	MUNICIPAL	101.773,08



MA	211210	TIMBIRAS	MUNICIPAL	142.117,06
MA	211220	TIMON	MUNICIPAL	795.225,90
MA	211223	TRIZIDELA DO VALE	MUNICIPAL	185.880,17
MA	211227	TUFILANDIA	MUNICIPAL	89.026,94
MA	211230	TUNTUM	MUNICIPAL	531.872,91
MA	211240	TURIACU	MUNICIPAL	206.783,36
MA	211245	TURILANDIA	MUNICIPAL	392.847,09
MA	211250	TUTOIA	MUNICIPAL	234.462,89
MA	211260	URBANO SANTOS	MUNICIPAL	238.394,98
MA	211270	VARGEM GRANDE	MUNICIPAL	113.564,04
MA	211280	VIANA	MUNICIPAL	175.738,29
MA	211285	VILA NOVA DOS MARTIROS	MUNICIPAL	63.608,08
MA	211290	VITORIA DO MEARIM	MUNICIPAL	178.981,55
MA	211300	VITORINO FREIRE	MUNICIPAL	239.816,82
MA	211400	ZE DOCA	MUNICIPAL	261.067,75
MG	310620	MINAS GERAIS	ESTADUAL	7.153.544,46
MG	310010	ABADIA DOS DOURADOS	MUNICIPAL	32.409,08
MG	310020	ABAETE	MUNICIPAL	116.934,35
MG	310030	ABRE CAMPO	MUNICIPAL	100.181,60
MG	310040	ACAIACA	MUNICIPAL	14.264,71
MG	310050	ACUCENA	MUNICIPAL	30.025,41
MG	310060	AGUA BOA	MUNICIPAL	65.759,17
MG	310070	AGUA COMPRIDA	MUNICIPAL	5.479,24
MG	310080	AGUANIL	MUNICIPAL	8.999,26
MG	310090	AGUAS FORMOSAS	MUNICIPAL	162.114,40
MG	310100	AGUAS VERMELHAS	MUNICIPAL	58.320,87
MG	310110	AIMORES	MUNICIPAL	49.731,71
MG	310120	AIURUOCA	MUNICIPAL	62.543,79
MG	310130	ALAGOA	MUNICIPAL	8.056,56
MG	310150	ALEM PARAIBA	MUNICIPAL	207.192,00
MG	310160	ALFENAS	MUNICIPAL	1.363.184,62
MG	310163	ALFREDO VASCONCELOS	MUNICIPAL	3.729,87
MG	310170	ALMENARA	MUNICIPAL	274.295,47
MG	310180	ALPERCATA	MUNICIPAL	12.182,97
MG	310190	ALPINOPOLIS	MUNICIPAL	79.031,95
MG	310200	ALTEROSA	MUNICIPAL	38.172,52
MG	310205	ALTO CAPARAO	MUNICIPAL	526,88
MG	315350	ALTO JEQUITIBA	MUNICIPAL	32.060,99
MG	310210	ALTO RIO DOCE	MUNICIPAL	36.557,46
MG	310220	ALVARENGA	MUNICIPAL	27.620,26
MG	310230	ALVINOPOLIS	MUNICIPAL	66.446,40
MG	310250	AMPARO DO SERRA	MUNICIPAL	23.654,39
MG	310260	ANDRADAS	MUNICIPAL	176.189,83
MG	310280	ANDRELANDIA	MUNICIPAL	27.535,68
MG	310285	ANGELANDIA	MUNICIPAL	17.886,14
MG	310290	ANTONIO CARLOS	MUNICIPAL	73.086,71
MG	310300	ANTONIO DIAS	MUNICIPAL	48.240,07
MG	310310	ANTONIO PRADO DE MINAS	MUNICIPAL	13.918,35
MG	310340	ARACUAI	MUNICIPAL	233.763,87
MG	310350	ARAGUARI	MUNICIPAL	1.592.972,13
MG	310360	ARANTINA	MUNICIPAL	21.938,71
MG	310370	ARAPONGA	MUNICIPAL	42.682,11



MG	310380	ARAPUA	MUNICIPAL	24.759,93
MG	310390	ARAUJOS	MUNICIPAL	17.679,43
MG	310400	ARAXA	MUNICIPAL	374.902,53
MG	310410	ARCEBURGO	MUNICIPAL	32.162,60
MG	310420	ARCOS	MUNICIPAL	274.044,59
MG	310430	AREADO	MUNICIPAL	41.337,41
MG	310440	ARGIRITA	MUNICIPAL	13.665,45
MG	310445	ARICANDUVA	MUNICIPAL	35.237,31
MG	310450	ARINOS	MUNICIPAL	58.431,47
MG	310460	ASTOLFO DUTRA	MUNICIPAL	33.409,65
MG	310470	ATALEIA	MUNICIPAL	70.209,07
MG	310480	AUGUSTO DE LIMA	MUNICIPAL	12.856,14
MG	310490	BAEPENDI	MUNICIPAL	201.566,70
MG	310500	BALDIM	MUNICIPAL	10.302,86
MG	310510	BAMBUI	MUNICIPAL	104.245,83
MG	310520	BANDEIRA	MUNICIPAL	14.447,77
MG	310530	BANDEIRA DO SUL	MUNICIPAL	36.146,99
MG	310550	BARAO DE MONTE ALTO	MUNICIPAL	53.257,80
MG	310560	BARBACENA	MUNICIPAL	1.301.839,64
MG	310570	BARRA LONGA	MUNICIPAL	12.935,04
MG	310590	BARROSO	MUNICIPAL	143.147,84
MG	310610	BELMIRO BRAGA	MUNICIPAL	13.177,96
MG	310620	BELO HORIZONTE	MUNICIPAL	8.995.229,83
MG	310630	BELO ORIENTE	MUNICIPAL	173.878,27
MG	310650	BERILO	MUNICIPAL	52.693,32
MG	310665	BERIZAL	MUNICIPAL	25.176,11
MG	310660	BERTOPOLIS	MUNICIPAL	39.209,58
MG	310670	BETIM	MUNICIPAL	2.480.485,17
MG	310680	BIAS FORTES	MUNICIPAL	13.272,75
MG	310690	BICAS	MUNICIPAL	50.542,66
MG	310700	BIQUINHAS	MUNICIPAL	28.849,88
MG	310710	BOA ESPERANCA	MUNICIPAL	195.388,54
MG	310720	BOCAINA DE MINAS	MUNICIPAL	27.224,86
MG	310730	BOCAIUVA	MUNICIPAL	256.710,64
MG	310740	BOM DESPACHO	MUNICIPAL	607.645,22
MG	310750	BOM JARDIM DE MINAS	MUNICIPAL	62.832,18
MG	310760	BOM JESUS DA PENHA	MUNICIPAL	12.503,66
MG	310780	BOM JESUS DO GALHO	MUNICIPAL	54.673,81
MG	310790	BOM REPOUSO	MUNICIPAL	13.721,40
MG	310800	BOM SUCESSO	MUNICIPAL	101.406,19
MG	310810	BONFIM	MUNICIPAL	36.530,12
MG	310820	BONFINOPOLIS DE MINAS	MUNICIPAL	9.198,48
MG	310825	BONITO DE MINAS	MUNICIPAL	34.345,45
MG	310830	BORDA DA MATA	MUNICIPAL	6.384,06
MG	310840	BOTELHOS	MUNICIPAL	55.304,90
MG	310850	BOTUMIRIM	MUNICIPAL	21.758,02
MG	310870	BRAS PIRES	MUNICIPAL	15.134,71
MG	310855	BRASILANDIA DE MINAS	MUNICIPAL	36.886,48
MG	310860	BRASILIA DE MINAS	MUNICIPAL	427.740,54
MG	310890	BRAZOPOLIS	MUNICIPAL	78.728,66
MG	310900	BRUMADINHO	MUNICIPAL	86.789,76
MG	310910	BUENO BRANDAO	MUNICIPAL	40.381,82



MG	310920	BUENOPOLIS	MUNICIPAL	38.988,92
MG	310925	BUGRE	MUNICIPAL	28.329,80
MG	310930	BURITIS	MUNICIPAL	40.251,41
MG	310940	BURITIZEIRO	MUNICIPAL	157.162,74
MG	310945	CABECEIRA GRANDE	MUNICIPAL	14.801,52
MG	310950	CABO VERDE	MUNICIPAL	76.437,06
MG	310960	CACHOEIRA DA PRATA	MUNICIPAL	19.147,90
MG	310970	CACHOEIRA DE MINAS	MUNICIPAL	10.689,08
MG	310270	CACHOEIRA DE PAJEU	MUNICIPAL	57.339,88
MG	310980	CACHOEIRA DOURADA	MUNICIPAL	16.777,48
MG	310990	CAETANOPOLIS	MUNICIPAL	61.728,71
MG	311000	CAETE	MUNICIPAL	88.118,25
MG	311010	CAIANA	MUNICIPAL	23.746,00
MG	311020	CAJURI	MUNICIPAL	20.378,54
MG	311030	CALDAS	MUNICIPAL	85.629,82
MG	311040	CAMACHO	MUNICIPAL	4.024,02
MG	311050	CAMANDUCAIA	MUNICIPAL	44.690,15
MG	311060	CAMBUI	MUNICIPAL	78.023,01
MG	311070	CAMBUQUIRA	MUNICIPAL	76.697,76
MG	311080	CAMPANARIO	MUNICIPAL	36.863,66
MG	311090	CAMPANHA	MUNICIPAL	46.186,17
MG	311100	CAMPESTRE	MUNICIPAL	85.310,34
MG	311110	CAMPINA VERDE	MUNICIPAL	99.703,67
MG	311115	CAMPO AZUL	MUNICIPAL	28.714,98
MG	311120	CAMPO BELO	MUNICIPAL	596.607,25
MG	311130	CAMPO DO MEIO	MUNICIPAL	60.867,74
MG	311140	CAMPO FLORIDO	MUNICIPAL	15.853,68
MG	311150	CAMPOS ALTOS	MUNICIPAL	60.936,13
MG	311160	CAMPOS GERAIS	MUNICIPAL	174.491,76
MG	311190	CANA VERDE	MUNICIPAL	22.423,87
MG	311170	CANAA	MUNICIPAL	43.719,24
MG	311180	CANAPOLIS	MUNICIPAL	69.245,87
MG	311200	CANDEIAS	MUNICIPAL	61.970,46
MG	311205	CANTAGALO	MUNICIPAL	31.170,56
MG	311210	CAPARAO	MUNICIPAL	12.298,50
MG	311220	CAPELA NOVA	MUNICIPAL	23.424,74
MG	311230	CAPELINHA	MUNICIPAL	155.696,04
MG	311240	CAPETINGA	MUNICIPAL	29.576,66
MG	311250	CAPIM BRANCO	MUNICIPAL	32.488,17
MG	311260	CAPINOPOLIS	MUNICIPAL	65.213,68
MG	311265	CAPITAO ANDRADE	MUNICIPAL	47.229,56
MG	311270	CAPITAO ENEAS	MUNICIPAL	56.466,54
MG	311280	CAPITOLIO	MUNICIPAL	25.768,88
MG	311290	CAPUTIRA	MUNICIPAL	38.142,67
MG	311300	CARAI	MUNICIPAL	75.994,90
MG	311310	CARANAIBA	MUNICIPAL	9.749,32
MG	311320	CARANDAI	MUNICIPAL	68.394,12
MG	311330	CARANGOLA	MUNICIPAL	730.861,17
MG	311340	CARATINGA	MUNICIPAL	866.916,00
MG	311350	CARBONITA	MUNICIPAL	48.042,57
MG	311360	CAREACU	MUNICIPAL	42.958,41
MG	311370	CARLOS CHAGAS	MUNICIPAL	48.507,71



MG	311380	CARMESIA	MUNICIPAL	23.369,06
MG	311400	CARMO DA MATA	MUNICIPAL	48.895,75
MG	311410	CARMO DE MINAS	MUNICIPAL	45.905,77
MG	311430	CARMO DO PARANAIBA	MUNICIPAL	79.624,54
MG	311440	CARMO DO RIO CLARO	MUNICIPAL	88.412,51
MG	311450	CARMOPOLIS DE MINAS	MUNICIPAL	70.109,68
MG	311460	CARRANCAS	MUNICIPAL	34.251,84
MG	311480	CARVALHOS	MUNICIPAL	14.120,31
MG	311490	CASA GRANDE	MUNICIPAL	6.557,21
MG	311500	CASCALHO RICO	MUNICIPAL	39.710,96
MG	311510	CASSIA	MUNICIPAL	102.992,38
MG	311530	CATAGUASES	MUNICIPAL	603.800,87
MG	311535	CATAS ALTAS	MUNICIPAL	7.504,41
MG	311540	CATAS ALTAS DA NORUEGA	MUNICIPAL	11.708,63
MG	311545	CATUJI	MUNICIPAL	39.717,02
MG	311547	CATUTI	MUNICIPAL	37.193,10
MG	311550	CAXAMBU	MUNICIPAL	63.609,70
MG	311560	CEDRO DO ABAETE	MUNICIPAL	4.496,00
MG	311570	CENTRAL DE MINAS	MUNICIPAL	36.955,77
MG	311580	CENTRALINA	MUNICIPAL	45.931,68
MG	311590	CHACARA	MUNICIPAL	18.530,08
MG	311600	CHALE	MUNICIPAL	67.483,58
MG	311610	CHAPADA DO NORTE	MUNICIPAL	62.616,58
MG	311615	CHAPADA GAUCHA	MUNICIPAL	65.930,42
MG	311620	CHIADOR	MUNICIPAL	18.814,19
MG	311630	CIPOTANEA	MUNICIPAL	45.667,24
MG	311640	CLARAVAL	MUNICIPAL	4.144,40
MG	311650	CLARO DOS POCOES	MUNICIPAL	20.592,31
MG	311660	CLAUDIO	MUNICIPAL	114.291,35
MG	311670	COIMBRA	MUNICIPAL	35.458,74
MG	311680	COLUNA	MUNICIPAL	56.406,30
MG	311690	COMENDADOR GOMES	MUNICIPAL	24.204,61

MG	311700	COMERCINHO	MUNICIPAL	12.591,47
MG	311710	CONCEICAO DA APARECIDA	MUNICIPAL	27.504,11
MG	311520	CONCEICAO DA BARRA DE MINAS	MUNICIPAL	1.901,79
MG	311730	CONCEICAO DAS ALAGOAS	MUNICIPAL	150.370,49
MG	311720	CONCEICAO DAS PEDRAS	MUNICIPAL	14.445,32
MG	311740	CONCEICAO DE IPANEMA	MUNICIPAL	27.459,89
MG	311760	CONCEICAO DO PARA	MUNICIPAL	6.129,02
MG	311770	CONCEICAO DO RIO VERDE	MUNICIPAL	52.084,62
MG	311780	CONCEICAO DOS OUROS	MUNICIPAL	47.363,83
MG	311783	CONEGO MARINHO	MUNICIPAL	30.029,66
MG	311787	CONFINS	MUNICIPAL	29.810,99
MG	311790	CONGONHAL	MUNICIPAL	46.432,27
MG	311800	CONGONHAS	MUNICIPAL	412.041,59
MG	311810	CONGONHAS DO NORTE	MUNICIPAL	19.537,51
MG	311820	CONQUISTA	MUNICIPAL	10.782,55
MG	311830	CONSELHEIRO LAFAIETE	MUNICIPAL	539.895,20
MG	311840	CONSELHEIRO PENA	MUNICIPAL	75.665,51
MG	311850	CONSOLACAO	MUNICIPAL	1.745,46
MG	311860	CONTAGEM	MUNICIPAL	2.415.618,04



MG	311870	COQUEIRAL	MUNICIPAL	27.526,23
MG	311880	CORACAO DE JESUS	MUNICIPAL	171.384,46
MG	311890	CORDISBURGO	MUNICIPAL	39.125,20
MG	311900	CORDISLANDIA	MUNICIPAL	14.165,67
MG	311910	CORINTO	MUNICIPAL	67.157,38
MG	311920	COROACI	MUNICIPAL	68.007,21
MG	311930	COROMANDEL	MUNICIPAL	107.808,29
MG	311940	CORONEL FABRICIANO	MUNICIPAL	405.485,50
MG	311950	CORONEL MURTA	MUNICIPAL	23.766,38
MG	311960	CORONEL PACHECO	MUNICIPAL	4.174,52
MG	311980	CORREGO DANTA	MUNICIPAL	21.632,84
MG	311990	CORREGO DO BOM JESUS	MUNICIPAL	5.737,32
MG	311995	CORREGO FUNDO	MUNICIPAL	19.947,64
MG	312000	CORREGO NOVO	MUNICIPAL	42.108,39
MG	312010	COUTO DE MAGALHAES DE MINAS	MUNICIPAL	37.107,28
MG	312015	CRISOLITA	MUNICIPAL	20.822,94
MG	312020	CRISTAIS	MUNICIPAL	29.788,26
MG	312030	CRISTALIA	MUNICIPAL	25.279,61
MG	312040	CRISTIANO OTONI	MUNICIPAL	5.955,69
MG	312050	CRISTINA	MUNICIPAL	36.871,69
MG	312060	CRUCILANDIA	MUNICIPAL	18.036,01
MG	312070	CRUZEIRO DA FORTALEZA	MUNICIPAL	27.245,01
MG	312080	CRUZILIA	MUNICIPAL	94.533,75
MG	312083	CUPARAQUE	MUNICIPAL	39.479,56
MG	312087	CURRAL DE DENTRO	MUNICIPAL	26.921,35
MG	312090	CURVELO	MUNICIPAL	555.089,78
MG	312100	DATAS	MUNICIPAL	46.267,34
MG	312110	DELFIN MOREIRA	MUNICIPAL	22.804,46
MG	312120	DELFINOPOLIS	MUNICIPAL	30.449,10
MG	312125	DELTA	MUNICIPAL	17.671,29
MG	312130	DESCOBERTO	MUNICIPAL	30.316,52
MG	312140	DESTERRO DE ENTRE RIOS	MUNICIPAL	19.123,19
MG	312150	DESTERRO DO MELO	MUNICIPAL	2.801,66
MG	312160	DIAMANTINA	MUNICIPAL	927.809,15
MG	312170	DIOGO DE VASCONCELOS	MUNICIPAL	25.034,22
MG	312180	DIONISIO	MUNICIPAL	43.585,07
MG	312190	DIVINESIA	MUNICIPAL	19.572,36
MG	312200	DIVINO	MUNICIPAL	112.825,35
MG	312210	DIVINO DAS LARANJEIRAS	MUNICIPAL	64.306,51
MG	312220	DIVINOLANDIA DE MINAS	MUNICIPAL	38.854,35
MG	312230	DIVINOPOLIS	MUNICIPAL	1.802.087,38
MG	312235	DIVISA ALEGRE	MUNICIPAL	22.868,20
MG	312240	DIVISA NOVA	MUNICIPAL	30.167,75
MG	312245	DIVISOPOLIS	MUNICIPAL	56.395,16
MG	312247	DOM BOSCO	MUNICIPAL	12.206,26
MG	312250	DOM CAVATI	MUNICIPAL	9.501,64
MG	312260	DOM JOAQUIM	MUNICIPAL	31.346,19
MG	312270	DOM SILVERIO	MUNICIPAL	44.125,74
MG	312280	DOM VICOSO	MUNICIPAL	12.667,78
MG	312290	DONA EUSEBIA	MUNICIPAL	13.786,00
MG	312300	DORES DE CAMPOS	MUNICIPAL	29.922,11
MG	312310	DORES DE GUANHAES	MUNICIPAL	25.145,03



MG	312320	DORES DO INDAIA	MUNICIPAL	62.469,24
MG	312330	DORES DO TURVO	MUNICIPAL	20.042,13
MG	312340	DORESOPOLIS	MUNICIPAL	3.480,84
MG	312350	DOURADOQUARA	MUNICIPAL	28.438,21
MG	312352	DURANDE	MUNICIPAL	46.796,69
MG	312360	ELOI MENDES	MUNICIPAL	100.983,56
MG	312370	ENGENHEIRO CALDAS	MUNICIPAL	46.103,57
MG	312380	ENGENHEIRO NAVARRO	MUNICIPAL	54.352,22
MG	312385	ENTRE FOLHAS	MUNICIPAL	26.440,68
MG	312390	ENTRE RIOS DE MINAS	MUNICIPAL	89.639,49
MG	312400	ERVALIA	MUNICIPAL	88.707,25
MG	312410	ESMERALDAS	MUNICIPAL	358.509,03
MG	312420	ESPERA FELIZ	MUNICIPAL	115.797,14
MG	312430	ESPINOSA	MUNICIPAL	118.809,14
MG	312440	ESPIRITO SANTO DO DOURADO	MUNICIPAL	25.054,91
MG	312450	ESTIVA	MUNICIPAL	41.517,01
MG	312460	ESTRELA DALVA	MUNICIPAL	20.790,30
MG	312470	ESTRELA DO INDAIA	MUNICIPAL	20.482,96
MG	312480	ESTRELA DO SUL	MUNICIPAL	40.282,97
MG	312490	EUGENOPOLIS	MUNICIPAL	22.067,23
MG	312500	EWBANK DA CAMARA	MUNICIPAL	4.432,85
MG	312530	FARIA LEMOS	MUNICIPAL	8.490,18
MG	312540	FELICIO DOS SANTOS	MUNICIPAL	49.854,58
MG	312560	FELISBURGO	MUNICIPAL	42.198,15
MG	312570	FELIXLANDIA	MUNICIPAL	105.928,52
MG	312590	FERROS	MUNICIPAL	29.133,66
MG	312595	FERVEDOURO	MUNICIPAL	73.160,63
MG	312610	FORMIGA	MUNICIPAL	679.247,54
MG	312620	FORMOSO	MUNICIPAL	42.547,15
MG	312630	FORTALEZA DE MINAS	MUNICIPAL	5.673,94
MG	312640	FORTUNA DE MINAS	MUNICIPAL	23.812,11
MG	312650	FRANCISCO BADARO	MUNICIPAL	40.209,15
MG	312670	FRANCISCO SA	MUNICIPAL	226.187,21
MG	312675	FRANCISOPOLIS	MUNICIPAL	47.967,19
MG	312680	FREI GASPAR	MUNICIPAL	30.993,30
MG	312690	FREI INOCENCIO	MUNICIPAL	66.063,99
MG	312695	FREI LAGONEGRO	MUNICIPAL	15.838,66
MG	312700	FRONTEIRA	MUNICIPAL	64.417,04
MG	312705	FRONTEIRA DOS VALES	MUNICIPAL	34.236,48
MG	312707	FRUTA DE LEITE	MUNICIPAL	25.612,94
MG	312710	FRUTAL	MUNICIPAL	56.674,54
MG	312720	FUNILANDIA	MUNICIPAL	19.539,66
MG	312730	GALILEIA	MUNICIPAL	52.776,27
MG	312733	GAMELEIRAS	MUNICIPAL	35.280,03
MG	312735	GLAUCILANDIA	MUNICIPAL	268,72
MG	312737	GOIABEIRA	MUNICIPAL	26.566,59
MG	312738	GOIANA	MUNICIPAL	1.166,92
MG	312740	GONCALVES	MUNICIPAL	1.920,00
MG	312750	GONZAGA	MUNICIPAL	37.449,43
MG	312760	GOUVEIA	MUNICIPAL	61.894,30
MG	312770	GOVERNADOR VALADARES	MUNICIPAL	1.311.853,39
MG	312780	GRAO MOGOL	MUNICIPAL	78.138,57



MG	312790	GRUPIARA	MUNICIPAL	37.206,41
MG	312800	GUANHAES	MUNICIPAL	316.370,70
MG	312810	GUAPE	MUNICIPAL	43.436,70
MG	312820	GUARACIABA	MUNICIPAL	45.430,74
MG	312825	GUARACIAMA	MUNICIPAL	12.232,69
MG	312830	GUARANESIA	MUNICIPAL	122.339,10
MG	312840	GUARANI	MUNICIPAL	32.141,93
MG	312860	GUARDA-MOR	MUNICIPAL	28.549,72
MG	312870	GUAXUPE	MUNICIPAL	303.034,81
MG	312880	GUIDOVAL	MUNICIPAL	23.247,05
MG	312890	GUIMARANIA	MUNICIPAL	27.471,37
MG	312900	GUIRICEMA	MUNICIPAL	13.935,32
MG	312910	GURINHATA	MUNICIPAL	17.478,74
MG	312920	HELIODORA	MUNICIPAL	28.437,31
MG	312930	IAPU	MUNICIPAL	9.047,72
MG	312940	IBERTIOGA	MUNICIPAL	65.753,85
MG	312960	IBIAI	MUNICIPAL	40.438,01
MG	312965	IBIRACATU	MUNICIPAL	29.014,45
MG	312980	IBIRITE	MUNICIPAL	505.403,76
MG	312990	IBITIURA DE MINAS	MUNICIPAL	6.512,19
MG	313000	IBITURUNA	MUNICIPAL	7.064,76
MG	313005	ICARAI DE MINAS	MUNICIPAL	59.534,97
MG	313010	IGARAPE	MUNICIPAL	86.604,65
MG	313020	IGARATINGA	MUNICIPAL	11.608,25
MG	313030	IGUATAMA	MUNICIPAL	89.752,03
MG	313040	IJACI	MUNICIPAL	17.932,86
MG	313050	ILICINEA	MUNICIPAL	83.232,37
MG	313055	IMBE DE MINAS	MUNICIPAL	38.188,82
MG	313060	INCONFIDENTES	MUNICIPAL	4.376,34
MG	313065	INDAIABIRA	MUNICIPAL	44.026,96
MG	313070	INDIANOPOLIS	MUNICIPAL	8.990,12
MG	313080	INGAI	MUNICIPAL	20.631,64
MG	313090	INHAPIM	MUNICIPAL	103.139,19
MG	313100	INHAUMA	MUNICIPAL	45.867,53
MG	313110	INIMUTABA	MUNICIPAL	21.062,55
MG	313115	IPABA	MUNICIPAL	64.743,49
MG	313120	IPANEMA	MUNICIPAL	90.466,40
MG	313130	IPATINGA	MUNICIPAL	2.128.989,58
MG	313140	IPIACU	MUNICIPAL	24.221,74
MG	313150	IPIUNA	MUNICIPAL	43.941,78
MG	313160	IRAI DE MINAS	MUNICIPAL	34.699,14
MG	313170	ITABIRA	MUNICIPAL	1.303.699,32
MG	313180	ITABIRINHA	MUNICIPAL	84.842,56
MG	313190	ITABIRITO	MUNICIPAL	136.264,97
MG	313210	ITACARAMBI	MUNICIPAL	89.160,21
MG	313220	ITAGUARA	MUNICIPAL	76.798,33
MG	313230	ITAPE	MUNICIPAL	58.776,41
MG	313240	ITAJUBA	MUNICIPAL	706.488,61
MG	313250	ITAMARANDIBA	MUNICIPAL	204.181,38
MG	313270	ITAMBACURI	MUNICIPAL	247.018,88
MG	313280	ITAMBE DO MATO DENTRO	MUNICIPAL	12.110,68
MG	313290	ITAMOGI	MUNICIPAL	24.670,69



MG	313300	ITAMONTE	MUNICIPAL	54.534,71
MG	313310	ITANHANDU	MUNICIPAL	37.117,55
MG	313320	ITANHOMI	MUNICIPAL	72.965,19
MG	313330	ITAOBIM	MUNICIPAL	185.590,46
MG	313340	ITAPAGIPE	MUNICIPAL	52.067,07
MG	313350	ITAPECERICA	MUNICIPAL	64.817,73
MG	313360	ITAPEVA	MUNICIPAL	2.962,34
MG	313375	ITAU DE MINAS	MUNICIPAL	37.819,48
MG	313380	ITAUNA	MUNICIPAL	449.553,75
MG	313390	ITAVERAVA	MUNICIPAL	23.367,58
MG	313400	ITINGA	MUNICIPAL	27.814,36
MG	313420	ITUIUTABA	MUNICIPAL	483.465,24
MG	313450	ITUTINGA	MUNICIPAL	19.472,29
MG	313460	JABOTICATUBAS	MUNICIPAL	58.271,79
MG	313470	JACINTO	MUNICIPAL	100.333,57
MG	313480	JACUI	MUNICIPAL	13.347,70
MG	313490	JACUTINGA	MUNICIPAL	57.548,00
MG	313500	JAGUARACU	MUNICIPAL	18.656,41
MG	313505	JAIBA	MUNICIPAL	61.891,37
MG	313507	JAMPRUCA	MUNICIPAL	18.869,91
MG	313510	JANAUBA	MUNICIPAL	481.167,14
MG	313520	JANUARIA	MUNICIPAL	279.090,75
MG	313530	JAPARAIBA	MUNICIPAL	6.259,21
MG	313535	JAPONVAR	MUNICIPAL	40.666,56
MG	313540	JECEABA	MUNICIPAL	33.092,20
MG	313545	JENIPAPO DE MINAS	MUNICIPAL	37.330,18
MG	313550	JEQUERI	MUNICIPAL	14.673,16
MG	313570	JEQUITIBA	MUNICIPAL	40.876,92
MG	313580	JEQUITINHONHA	MUNICIPAL	149.557,14
MG	313590	JESUANIA	MUNICIPAL	19.350,51
MG	313600	JOAIMA	MUNICIPAL	98.315,95
MG	313610	JOANESIA	MUNICIPAL	23.498,22
MG	313620	JOAO MONLEVADE	MUNICIPAL	602.136,97
MG	313640	JOAQUIM FELICIO	MUNICIPAL	23.223,44
MG	313650	JORDANIA	MUNICIPAL	53.861,86
MG	313652	JOSE GONCALVES DE MINAS	MUNICIPAL	22.704,57
MG	313655	JOSE RAYDAN	MUNICIPAL	16.758,38
MG	313657	JOSENOPOLIS	MUNICIPAL	11.668,71
MG	313665	JUATUBA	MUNICIPAL	44.922,56
MG	313670	JUIZ DE FORA	MUNICIPAL	3.689.553,26
MG	313680	JURAMENTO	MUNICIPAL	36.582,55
MG	313690	JURUAIA	MUNICIPAL	60.789,18
MG	313700	LADAINHA	MUNICIPAL	110.092,01
MG	313710	LAGAMAR	MUNICIPAL	58.123,36
MG	313720	LAGOA DA PRATA	MUNICIPAL	206.406,45
MG	313730	LAGOA DOS PATOS	MUNICIPAL	11.152,23
MG	313740	LAGOA DOURADA	MUNICIPAL	20.586,55
MG	313750	LAGOA FORMOSA	MUNICIPAL	86.520,05
MG	313753	LAGOA GRANDE	MUNICIPAL	2.224,98
MG	313760	LAGOA SANTA	MUNICIPAL	343.779,80
MG	313770	LAJINHA	MUNICIPAL	107.753,12
MG	313780	LAMBARI	MUNICIPAL	101.271,38



MG	313790	LAMIM	MUNICIPAL	19.041,94
MG	313800	LARANJAL	MUNICIPAL	32.260,14
MG	313810	LASSANCE	MUNICIPAL	62.432,12
MG	313820	LAVRAS	MUNICIPAL	929.281,17
MG	313835	LEME DO PRADO	MUNICIPAL	26.415,62
MG	313840	LEOPOLDINA	MUNICIPAL	319.264,89
MG	313850	LIBERDADE	MUNICIPAL	19.352,94
MG	313860	LIMA DUARTE	MUNICIPAL	128.643,10
MG	313862	LIMEIRA DO OESTE	MUNICIPAL	24.807,28
MG	313865	LONTRA	MUNICIPAL	65.191,99
MG	313867	LUISBURGO	MUNICIPAL	9.485,49
MG	313868	LUISLANDIA	MUNICIPAL	39.776,32
MG	313880	LUZ	MUNICIPAL	77.240,27
MG	313890	MACHACALIS	MUNICIPAL	65.506,05
MG	313900	MACHADO	MUNICIPAL	205.422,23
MG	313910	MADRE DE DEUS DE MINAS	MUNICIPAL	6.622,58
MG	313920	MALACACHETA	MUNICIPAL	122.837,38
MG	313925	MAMONAS	MUNICIPAL	25.638,02
MG	313930	MANGA	MUNICIPAL	180.559,96
MG	313940	MANHUACU	MUNICIPAL	841.282,95
MG	313950	MANHUMIRIM	MUNICIPAL	168.647,16
MG	313960	MANTENA	MUNICIPAL	132.694,18
MG	313980	MAR DE ESPANHA	MUNICIPAL	45.153,01
MG	313970	MARAVILHAS	MUNICIPAL	16.501,43
MG	313990	MARIA DA FE	MUNICIPAL	20.399,86
MG	314000	MARIANA	MUNICIPAL	229.993,79
MG	314010	MARILAC	MUNICIPAL	29.307,65
MG	314015	MARIO CAMPOS	MUNICIPAL	60.483,92
MG	314020	MARIPA DE MINAS	MUNICIPAL	21.307,08
MG	314040	MARMELOPOLIS	MUNICIPAL	8.034,28
MG	314050	MARTINHO CAMPOS	MUNICIPAL	22.787,92
MG	314053	MARTINS SOARES	MUNICIPAL	42.490,69
MG	314055	MATA VERDE	MUNICIPAL	34.466,94
MG	314060	MATERLANDIA	MUNICIPAL	3.779,88
MG	314070	MATEUS LEME	MUNICIPAL	138.189,16
MG	317150	MATHIAS LOBATO	MUNICIPAL	27.059,20
MG	314080	MATIAS BARBOSA	MUNICIPAL	51.009,22
MG	314085	MATIAS CARDOSO	MUNICIPAL	45.708,76
MG	314090	MATIPO	MUNICIPAL	126.745,12
MG	314100	MATO VERDE	MUNICIPAL	77.664,05
MG	314110	MATOZINHOS	MUNICIPAL	124.674,53
MG	314120	MATUTINA	MUNICIPAL	18.658,19
MG	314130	MEDEIROS	MUNICIPAL	28.701,12
MG	314140	MEDINA	MUNICIPAL	140.875,77
MG	314150	MENDES PIMENTEL	MUNICIPAL	49.711,73
MG	314160	MERCES	MUNICIPAL	62.357,38
MG	314170	MESQUITA	MUNICIPAL	14.652,33
MG	314180	MINAS NOVAS	MUNICIPAL	136.290,70
MG	314190	MINDURI	MUNICIPAL	34.109,15
MG	314200	MIRABELA	MUNICIPAL	79.525,20
MG	314210	MIRADOURO	MUNICIPAL	52.404,40
MG	314220	MIRAI	MUNICIPAL	89.535,90



MG	314225	MIRAVANIA	MUNICIPAL	23.539,69
MG	314230	MOEDA	MUNICIPAL	8.274,96
MG	314240	MOEMA	MUNICIPAL	45.274,79
MG	314250	MONJOLOS	MUNICIPAL	10.681,38
MG	314260	MONSENHOR PAULO	MUNICIPAL	28.912,28
MG	314270	MONTALVANIA	MUNICIPAL	83.901,64
MG	314280	MONTE ALEGRE DE MINAS	MUNICIPAL	59.662,21
MG	314290	MONTE AZUL	MUNICIPAL	201.890,84
MG	314300	MONTE BELO	MUNICIPAL	41.620,07
MG	314310	MONTE CARMELO	MUNICIPAL	262.208,89
MG	314315	MONTE FORMOSO	MUNICIPAL	45.517,87
MG	314320	MONTE SANTO DE MINAS	MUNICIPAL	68.116,44
MG	314340	MONTE SIAO	MUNICIPAL	679,60
MG	314330	MONTES CLAROS	MUNICIPAL	3.164.079,40
MG	314345	MONTEZUMA	MUNICIPAL	46.617,30
MG	314350	MORADA NOVA DE MINAS	MUNICIPAL	37.528,03
MG	314360	MORRO DA GARÇA	MUNICIPAL	4.651,39
MG	314370	MORRO DO PILAR	MUNICIPAL	17.433,01
MG	314380	MUNHOZ	MUNICIPAL	39.587,94
MG	314390	MURIAE	MUNICIPAL	1.619.377,18
MG	314400	MUTUM	MUNICIPAL	156.176,56
MG	314410	MUZAMBINHO	MUNICIPAL	54.650,92
MG	314420	NACIP RAYDAN	MUNICIPAL	22.763,73
MG	314430	NANUQUE	MUNICIPAL	151.202,25
MG	314435	NAQUE	MUNICIPAL	39.178,70
MG	314437	NATALANDIA	MUNICIPAL	11.189,60
MG	314440	NATERCIA	MUNICIPAL	35.174,01
MG	314450	NAZARENO	MUNICIPAL	3.388,80
MG	314460	NEPOMUCENO	MUNICIPAL	92.786,07
MG	314467	NOVA BELEM	MUNICIPAL	25.518,41
MG	314470	NOVA ERA	MUNICIPAL	47.569,66
MG	314490	NOVA MODICA	MUNICIPAL	9.073,06
MG	314500	NOVA PONTE	MUNICIPAL	61.439,70
MG	314520	NOVA SERRANA	MUNICIPAL	294.566,67
MG	313660	NOVA UNIAO	MUNICIPAL	25.568,32
MG	314530	NOVO CRUZEIRO	MUNICIPAL	118.707,79
MG	314535	NOVO ORIENTE DE MINAS	MUNICIPAL	71.863,32
MG	314537	NOVORIZONTE	MUNICIPAL	33.807,54
MG	314540	OLARIA	MUNICIPAL	22.281,25
MG	314545	OLHOS-D'AGUA	MUNICIPAL	24.205,29
MG	314550	OLIMPIO NORONHA	MUNICIPAL	2.216,67
MG	314560	OLIVEIRA	MUNICIPAL	703.642,69
MG	314570	OLIVEIRA FORTES	MUNICIPAL	6.213,86
MG	314585	ORATORIOS	MUNICIPAL	12.938,29
MG	314587	ORIZANIA	MUNICIPAL	31.199,33
MG	314590	OURO BRANCO	MUNICIPAL	60.180,03
MG	314600	OURO FINO	MUNICIPAL	179.796,44
MG	314610	OURO PRETO	MUNICIPAL	329.429,72
MG	314620	OURO VERDE DE MINAS	MUNICIPAL	88.100,55
MG	314625	PADRE CARVALHO	MUNICIPAL	26.492,44
MG	314630	PADRE PARAISO	MUNICIPAL	95.313,80
MG	314655	PAI PEDRO	MUNICIPAL	31.561,84



MG	314640	PAINEIRAS	MUNICIPAL	17.889,16
MG	314650	PAINS	MUNICIPAL	29.124,82
MG	314660	PAIVA	MUNICIPAL	9.038,80
MG	314670	PALMA	MUNICIPAL	42.431,37
MG	314675	PALMOPOLIS	MUNICIPAL	3.682,59
MG	314690	PAPAGAIOS	MUNICIPAL	25.888,42
MG	314710	PARA DE MINAS	MUNICIPAL	632.017,19
MG	314720	PARAGUACU	MUNICIPAL	72.113,40
MG	314730	PARAISOPOLIS	MUNICIPAL	51.095,07
MG	314740	PARAOPEBA	MUNICIPAL	50.465,92
MG	314760	PASSA QUATRO	MUNICIPAL	77.694,71
MG	314770	PASSA TEMPO	MUNICIPAL	34.040,65
MG	314750	PASSABEM	MUNICIPAL	18.035,14
MG	314780	PASSA-VINTE	MUNICIPAL	12.337,81
MG	314790	PASSOS	MUNICIPAL	397.454,34
MG	314795	PATIS	MUNICIPAL	32.760,57
MG	314800	PATOS DE MINAS	MUNICIPAL	588.148,69
MG	314810	PATROCINIO	MUNICIPAL	810.250,71
MG	314820	PATROCINIO DO MURIAE	MUNICIPAL	32.957,27
MG	314830	PAULA CANDIDO	MUNICIPAL	25.182,14
MG	314840	PAULISTAS	MUNICIPAL	26.161,10
MG	314850	PAVAO	MUNICIPAL	53.132,77
MG	314860	PECANHA	MUNICIPAL	139.519,33
MG	314870	PEDRA AZUL	MUNICIPAL	152.753,03
MG	314875	PEDRA BONITA	MUNICIPAL	24.710,92
MG	314880	PEDRA DO ANTA	MUNICIPAL	18.498,66
MG	314890	PEDRA DO INDAIA	MUNICIPAL	20.974,59
MG	314900	PEDRA DOURADA	MUNICIPAL	13.003,24
MG	314910	PEDRALVA	MUNICIPAL	3.130,34
MG	314915	PEDRAS DE MARIA DA CRUZ	MUNICIPAL	48.282,79
MG	314920	PEDRINOPOLIS	MUNICIPAL	29.241,94
MG	314930	PEDRO LEOPOLDO	MUNICIPAL	182.698,38
MG	314940	PEDRO TEIXEIRA	MUNICIPAL	22.446,66
MG	314950	PEQUERI	MUNICIPAL	28.393,01
MG	314960	PEQUI	MUNICIPAL	30.925,77
MG	314970	PERDIGAO	MUNICIPAL	39.494,75
MG	314980	PERDIZES	MUNICIPAL	94.022,14
MG	314990	PERDOES	MUNICIPAL	66.197,96
MG	314995	PERIQUITO	MUNICIPAL	36.313,65
MG	315000	PESCADOR	MUNICIPAL	32.126,06
MG	315010	PIAU	MUNICIPAL	12.889,86
MG	315015	PIEDADE DE CARATINGA	MUNICIPAL	20.603,80
MG	315020	PIEDADE DE PONTE NOVA	MUNICIPAL	16.188,00
MG	315030	PIEDADE DO RIO GRANDE	MUNICIPAL	34.934,00
MG	315040	PIEDADE DOS GERAIS	MUNICIPAL	12.314,12
MG	315050	PIMENTA	MUNICIPAL	43.546,77
MG	315053	PINGO-D'AGUA	MUNICIPAL	55.296,22
MG	315057	PINTOPOLIS	MUNICIPAL	35.188,35
MG	315060	PIRACEMA	MUNICIPAL	15.019,89
MG	315070	PIRAJUBA	MUNICIPAL	14.639,96
MG	315080	PIRANGA	MUNICIPAL	68.692,31
MG	315100	PIRANGUINHO	MUNICIPAL	23.691,98



MG	315110	PIRAPETINGA	MUNICIPAL	82.580,65
MG	315120	PIRAPORA	MUNICIPAL	557.240,37
MG	315130	PIRAUBA	MUNICIPAL	37.275,50
MG	315140	PITANGUI	MUNICIPAL	122.247,51
MG	315150	PIUMHI	MUNICIPAL	365.308,86
MG	315160	PLANURA	MUNICIPAL	16.184,01

MG	315170	POCO FUNDO	MUNICIPAL	204.610,39
MG	315180	POCOS DE CALDAS	MUNICIPAL	1.433.399,34
MG	315190	POCRANE	MUNICIPAL	57.675,00
MG	315200	POMPEU	MUNICIPAL	100.614,56
MG	315210	PONTE NOVA	MUNICIPAL	1.184.356,65
MG	315213	PONTO CHIQUE	MUNICIPAL	28.720,95
MG	315217	PONTO DOS VOLANTES	MUNICIPAL	42.710,86
MG	315220	PORTEIRINHA	MUNICIPAL	156.131,49
MG	315230	PORTO FIRME	MUNICIPAL	31.903,69
MG	315240	POTE	MUNICIPAL	105.535,00
MG	315250	POUSO ALEGRE	MUNICIPAL	584.578,36
MG	315260	POUSO ALTO	MUNICIPAL	19.063,13
MG	315270	PRADOS	MUNICIPAL	37.126,77
MG	315280	PRATA	MUNICIPAL	100.144,88
MG	315290	PRATAPOLIS	MUNICIPAL	22.108,63
MG	315300	PRATINHA	MUNICIPAL	13.119,65
MG	315310	PRESIDENTE BERNARDES	MUNICIPAL	73.986,78
MG	315330	PRESIDENTE KUBITSCHEK	MUNICIPAL	15.416,59
MG	315340	PRESIDENTE OLEGARIO	MUNICIPAL	56.725,37
MG	315360	PRUDENTE DE MORAIS	MUNICIPAL	25.532,97
MG	315370	QUARTEL GERAL	MUNICIPAL	16.198,66
MG	315390	RAPOSOS	MUNICIPAL	11.901,28
MG	315400	RAUL SOARES	MUNICIPAL	128.592,74
MG	315410	RECREIO	MUNICIPAL	88.327,25
MG	315415	REDUTO	MUNICIPAL	28.654,95
MG	315420	RESENDE COSTA	MUNICIPAL	50.593,48
MG	315430	RESPLENDOR	MUNICIPAL	17.876,20
MG	315445	RIACHINHO	MUNICIPAL	42.782,36
MG	315450	RIACHO DOS MACHADOS	MUNICIPAL	41.207,74
MG	315460	RIBEIRAO DAS NEVES	MUNICIPAL	645.345,01
MG	315470	RIBEIRAO VERMELHO	MUNICIPAL	32.230,53
MG	315480	RIO ACIMA	MUNICIPAL	20.646,39
MG	315490	RIO CASCA	MUNICIPAL	92.010,27
MG	315510	RIO DO PRADO	MUNICIPAL	30.340,93
MG	315500	RIO DOCE	MUNICIPAL	3.965,58
MG	315520	RIO ESPERA	MUNICIPAL	11.280,90
MG	315530	RIO MANSO	MUNICIPAL	30.527,87
MG	315540	RIO NOVO	MUNICIPAL	33.333,84
MG	315550	RIO PARANAIBA	MUNICIPAL	30.053,46
MG	315560	RIO PARDO DE MINAS	MUNICIPAL	100.506,17
MG	315570	RIO PIRACICABA	MUNICIPAL	41.899,57
MG	315580	RIO POMBA	MUNICIPAL	89.966,56
MG	315590	RIO PRETO	MUNICIPAL	50.113,87
MG	315600	RIO VERMELHO	MUNICIPAL	49.501,26
MG	315610	RITAPOLIS	MUNICIPAL	23.293,30



MG	315630	RODEIRO	MUNICIPAL	13.231,84
MG	315640	ROMARIA	MUNICIPAL	20.770,72
MG	315645	ROSARIO DA LIMEIRA	MUNICIPAL	21.733,80
MG	315650	RUBELITA	MUNICIPAL	29.183,69
MG	315660	RUBIM	MUNICIPAL	49.605,65
MG	315670	SABARA	MUNICIPAL	167.315,60
MG	315680	SABINOPOLIS	MUNICIPAL	64.253,50
MG	315690	SACRAMENTO	MUNICIPAL	140.265,41
MG	315700	SALINAS	MUNICIPAL	292.133,18
MG	315710	SALTO DA DIVISA	MUNICIPAL	25.224,68
MG	315720	SANTA BARBARA	MUNICIPAL	104.926,77
MG	315725	SANTA BARBARA DO LESTE	MUNICIPAL	26.326,62
MG	315727	SANTA BARBARA DO MONTE VERDE	MUNICIPAL	29.397,01
MG	315730	SANTA BARBARA DO TUGURIO	MUNICIPAL	14.679,56
MG	315733	SANTA CRUZ DE MINAS	MUNICIPAL	8.915,67
MG	315737	SANTA CRUZ DE SALINAS	MUNICIPAL	27.210,17
MG	315740	SANTA CRUZ DO ESCALVADO	MUNICIPAL	8.581,15
MG	315750	SANTA EFIGENIA DE MINAS	MUNICIPAL	38.483,81
MG	315760	SANTA FE DE MINAS	MUNICIPAL	38.095,99
MG	315765	SANTA HELENA DE MINAS	MUNICIPAL	35.525,95
MG	315770	SANTA JULIANA	MUNICIPAL	59.007,18
MG	315780	SANTA LUZIA	MUNICIPAL	409.343,30
MG	315790	SANTA MARGARIDA	MUNICIPAL	36.576,42
MG	315800	SANTA MARIA DE ITABIRA	MUNICIPAL	23.957,31
MG	315810	SANTA MARIA DO SALTO	MUNICIPAL	26.727,31
MG	315820	SANTA MARIA DO SUACUI	MUNICIPAL	112.757,70
MG	315920	SANTA RITA DE CALDAS	MUNICIPAL	24.993,80
MG	315940	SANTA RITA DE IBITIPOCA	MUNICIPAL	15.559,14
MG	315930	SANTA RITA DE JACUTINGA	MUNICIPAL	41.220,09
MG	315935	SANTA RITA DE MINAS	MUNICIPAL	24.698,80
MG	315950	SANTA RITA DO ITUETO	MUNICIPAL	15.698,24
MG	315960	SANTA RITA DO SAPUCAI	MUNICIPAL	231.817,49
MG	315970	SANTA ROSA DA SERRA	MUNICIPAL	56.007,05
MG	315980	SANTA VITORIA	MUNICIPAL	69.083,35
MG	315830	SANTANA DA VARGEM	MUNICIPAL	17.149,61
MG	315840	SANTANA DE CATAGUASES	MUNICIPAL	7.388,32
MG	315850	SANTANA DE PIRAPAMA	MUNICIPAL	26.038,52
MG	315860	SANTANA DO DESERTO	MUNICIPAL	3.797,43
MG	315870	SANTANA DO GARAMBEU	MUNICIPAL	28.924,61
MG	315880	SANTANA DO JACARE	MUNICIPAL	18.503,33
MG	315890	SANTANA DO MANHUACU	MUNICIPAL	52.938,59
MG	315900	SANTANA DO RIACHO	MUNICIPAL	28.596,53
MG	315990	SANTO ANTONIO DO AMPARO	MUNICIPAL	224.049,67
MG	316000	SANTO ANTONIO DO AVENTUREIRO	MUNICIPAL	17.494,30
MG	316010	SANTO ANTONIO DO GRAMA	MUNICIPAL	8.018,34
MG	316020	SANTO ANTONIO DO ITAMBE	MUNICIPAL	2.450,01
MG	316030	SANTO ANTONIO DO JACINTO	MUNICIPAL	38.789,95
MG	316040	SANTO ANTONIO DO MONTE	MUNICIPAL	319.402,97
MG	316045	SANTO ANTONIO DO RETIRO	MUNICIPAL	43.189,11
MG	316050	SANTO ANTONIO DO RIO ABAIXO	MUNICIPAL	13.383,64
MG	316060	SANTO HIPOLITO	MUNICIPAL	12.624,93
MG	316070	SANTOS DUMONT	MUNICIPAL	260.939,37



MG	316090	SAO BRAS DO SUACUI	MUNICIPAL	4.286,96
MG	316095	SAO DOMINGOS DAS DORES	MUNICIPAL	10.111,77
MG	316100	SAO DOMINGOS DO PRATA	MUNICIPAL	67.355,71
MG	316105	SAO FELIX DE MINAS	MUNICIPAL	26.356,87
MG	316110	SAO FRANCISCO	MUNICIPAL	290.211,18
MG	316120	SAO FRANCISCO DE PAULA	MUNICIPAL	16.684,34
MG	316130	SAO FRANCISCO DE SALES	MUNICIPAL	25.303,18
MG	316150	SAO GERALDO	MUNICIPAL	22.697,92
MG	316160	SAO GERALDO DA PIEDADE	MUNICIPAL	21.292,05
MG	316165	SAO GERALDO DO BAIXIO	MUNICIPAL	24.753,77
MG	316170	SAO GONCALO DO ABAETE	MUNICIPAL	27.891,23
MG	316180	SAO GONCALO DO PARA	MUNICIPAL	39.827,84
MG	312550	SAO GONCALO DO RIO PRETO	MUNICIPAL	49.760,74
MG	316200	SAO GONCALO DO SAPUCAI	MUNICIPAL	66.584,78
MG	316210	SAO GOTARDO	MUNICIPAL	104.460,42
MG	316225	SAO JOAO DA LAGOA	MUNICIPAL	30.758,91
MG	316230	SAO JOAO DA MATA	MUNICIPAL	8.454,52
MG	316240	SAO JOAO DA PONTE	MUNICIPAL	141.167,17
MG	316245	SAO JOAO DAS MISSOES	MUNICIPAL	22.424,68
MG	316250	SAO JOAO DEL REI	MUNICIPAL	956.911,66
MG	316255	SAO JOAO DO MANHUACU	MUNICIPAL	14.349,42
MG	316257	SAO JOAO DO MANTENINHA	MUNICIPAL	22.861,82
MG	316260	SAO JOAO DO ORIENTE	MUNICIPAL	22.504,45
MG	316265	SAO JOAO DO PACUI	MUNICIPAL	34.106,93
MG	316270	SAO JOAO DO PARAISO	MUNICIPAL	143.393,71
MG	316280	SAO JOAO EVANGELISTA	MUNICIPAL	111.973,84
MG	316290	SAO JOAO NEPOMUCENO	MUNICIPAL	103.723,93
MG	316292	SAO JOAQUIM DE BICAS	MUNICIPAL	96.100,62
MG	316294	SAO JOSE DA BARRA	MUNICIPAL	15.828,78
MG	316295	SAO JOSE DA LAPA	MUNICIPAL	92.271,58
MG	316300	SAO JOSE DA SAFIRA	MUNICIPAL	28.369,10
MG	316320	SAO JOSE DO ALEGRE	MUNICIPAL	5.996,91
MG	316330	SAO JOSE DO DIVINO	MUNICIPAL	32.351,58
MG	316340	SAO JOSE DO GOIABAL	MUNICIPAL	24.505,30
MG	316350	SAO JOSE DO JACURI	MUNICIPAL	8.580,81
MG	316360	SAO JOSE DO MANTIMENTO	MUNICIPAL	30.810,18
MG	316370	SAO LOURENCO	MUNICIPAL	453.606,36
MG	316380	SAO MIGUEL DO ANTA	MUNICIPAL	28.377,16
MG	316390	SAO PEDRO DA UNIAO	MUNICIPAL	22.516,49
MG	316410	SAO PEDRO DO SUACUI	MUNICIPAL	4.857,63
MG	316400	SAO PEDRO DOS FERROS	MUNICIPAL	35.442,29
MG	316420	SAO ROMAO	MUNICIPAL	108.708,83
MG	316430	SAO ROQUE DE MINAS	MUNICIPAL	46.268,41
MG	316440	SAO SEBASTIAO DA BELA VISTA	MUNICIPAL	36.226,04
MG	316443	SAO SEBASTIAO DA VARGEM ALEGRE	MUNICIPAL	33.814,60
MG	316447	SAO SEBASTIAO DO ANTA	MUNICIPAL	21.069,47
MG	316450	SAO SEBASTIAO DO MARANHAO	MUNICIPAL	76.410,34
MG	316470	SAO SEBASTIAO DO PARAISO	MUNICIPAL	530.267,21
MG	316480	SAO SEBASTIAO DO RIO PRETO	MUNICIPAL	30.734,58
MG	316490	SAO SEBASTIAO DO RIO VERDE	MUNICIPAL	1.811,48
MG	316520	SAO THOME DAS LETRAS	MUNICIPAL	57.199,82
MG	316500	SAO TIAGO	MUNICIPAL	43.851,55



MG	316510	SAO TOMAS DE AQUINO	MUNICIPAL	12.530,76
MG	316530	SAO VICENTE DE MINAS	MUNICIPAL	21.378,00
MG	316540	SAPUCAI-MIRIM	MUNICIPAL	19.951,87
MG	316553	SARZEDO	MUNICIPAL	112.183,06
MG	316556	SEM-PEIXE	MUNICIPAL	23.609,15
MG	316557	SENADOR AMARAL	MUNICIPAL	22.255,48
MG	316560	SENADOR CORTES	MUNICIPAL	11.172,25
MG	316570	SENADOR FIRMINO	MUNICIPAL	65.311,86
MG	316580	SENADOR JOSE BENTO	MUNICIPAL	820,49
MG	316590	SENADOR MODESTINO GONCALVES	MUNICIPAL	31.549,05
MG	316600	SENHORA DE OLIVEIRA	MUNICIPAL	17.908,43
MG	316610	SENHORA DO PORTO	MUNICIPAL	8.276,33
MG	316620	SENHORA DOS REMEDIOS	MUNICIPAL	36.847,11
MG	316630	SERICITA	MUNICIPAL	60.931,11
MG	316650	SERRA AZUL DE MINAS	MUNICIPAL	14.273,99
MG	316660	SERRA DA SAUDADE	MUNICIPAL	9.588,81
MG	316680	SERRA DO SALITRE	MUNICIPAL	66.828,57
MG	316670	SERRA DOS AIMORES	MUNICIPAL	26.679,46
MG	316690	SERRANIA	MUNICIPAL	38.488,14
MG	316695	SERRANOPOLIS DE MINAS	MUNICIPAL	15.811,69
MG	316700	SERRANOS	MUNICIPAL	17.726,21
MG	316710	SERRO	MUNICIPAL	93.895,22
MG	316720	SETE LAGOAS	MUNICIPAL	2.132.406,47
MG	316555	SETUBINHA	MUNICIPAL	48.721,21
MG	316730	SILVEIRANIA	MUNICIPAL	7.645,25
MG	316740	SILVIANOPOLIS	MUNICIPAL	29.795,53
MG	316750	SIMAO PEREIRA	MUNICIPAL	9.887,16
MG	316760	SIMONESIA	MUNICIPAL	96.037,41
MG	316770	SOBRALIA	MUNICIPAL	25.975,25
MG	316790	TABULEIRO	MUNICIPAL	8.717,85
MG	316800	TAIOBEIRAS	MUNICIPAL	367.281,36
MG	316805	TAPARUBA	MUNICIPAL	44.366,94
MG	316810	TAPIRA	MUNICIPAL	13.284,79
MG	316820	TAPIRAI	MUNICIPAL	4.955,50
MG	316830	TAQUARACU DE MINAS	MUNICIPAL	8.717,59
MG	316840	TARUMIRIM	MUNICIPAL	108.297,05
MG	316850	TEIXEIRAS	MUNICIPAL	46.090,85
MG	316860	TEOFILO OTONI	MUNICIPAL	2.426.617,80
MG	316870	TIMOTEO	MUNICIPAL	381.490,88
MG	316880	TIRADENTES	MUNICIPAL	24.735,80
MG	316890	TIROS	MUNICIPAL	7.098,32
MG	316900	TOCANTINS	MUNICIPAL	25.030,08
MG	316905	TOCOS DO MOJI	MUNICIPAL	6.008,00
MG	316910	TOLEDO	MUNICIPAL	44.145,60
MG	316920	TOMBOS	MUNICIPAL	107.022,74
MG	316930	TRES CORACOES	MUNICIPAL	420.961,72
MG	316935	TRES MARIAS	MUNICIPAL	63.811,40
MG	316940	TRES PONTAS	MUNICIPAL	301.310,42
MG	316950	TUMIRITINGA	MUNICIPAL	37.245,46
MG	316960	TUPACIGUARA	MUNICIPAL	151.822,78
MG	316970	TURMALINA	MUNICIPAL	138.387,59
MG	316980	TURVOLANDIA	MUNICIPAL	9.696,34



MG	316990	UBA	MUNICIPAL	720.968,95
MG	317000	UBAI	MUNICIPAL	83.309,81
MG	317005	UBAPORANGA	MUNICIPAL	56.461,20
MG	317010	UBERABA	MUNICIPAL	1.143.370,23
MG	317020	UBERLANDIA	MUNICIPAL	843.802,49
MG	317030	UMBURATIBA	MUNICIPAL	25.877,20
MG	317040	UNAI	MUNICIPAL	89.115,14
MG	317043	UNIAO DE MINAS	MUNICIPAL	21.793,22
MG	317047	URUANA DE MINAS	MUNICIPAL	35.603,87
MG	317050	URUCANIA	MUNICIPAL	25.671,54
MG	317052	URUCUIA	MUNICIPAL	55.559,88
MG	317057	VARGEM ALEGRE	MUNICIPAL	22.820,72
MG	317060	VARGEM BONITA	MUNICIPAL	17.394,82
MG	317065	VARGEM GRANDE DO RIO PARDO	MUNICIPAL	40.889,11
MG	317070	VARGINHA	MUNICIPAL	949.466,20
MG	317075	VARJAO DE MINAS	MUNICIPAL	33.076,93
MG	317080	VARZEA DA PALMA	MUNICIPAL	130.628,11
MG	317090	VARZELANDIA	MUNICIPAL	92.189,39
MG	317100	VAZANTE	MUNICIPAL	111.239,96
MG	317103	VERDELANDIA	MUNICIPAL	29.392,39
MG	317107	VEREDINHA	MUNICIPAL	32.636,08
MG	317110	VERISSIMO	MUNICIPAL	4.222,53
MG	317115	VERMELHO NOVO	MUNICIPAL	6.766,84
MG	317120	VESPASIANO	MUNICIPAL	694.692,05
MG	317130	VICOSA	MUNICIPAL	861.625,29
MG	317140	VIEIRAS	MUNICIPAL	21.316,01
MG	317160	VIRGEM DA LAPA	MUNICIPAL	54.419,45
MG	317170	VIRGINIA	MUNICIPAL	34.093,96
MG	317180	VIRGINOPOLIS	MUNICIPAL	51.034,86
MG	317190	VIRGOLANDIA	MUNICIPAL	35.536,87
MG	317200	VISCONDE DO RIO BRANCO	MUNICIPAL	213.394,81
MG	317210	VOLTA GRANDE	MUNICIPAL	34.670,71

MS	500270	MATO GROSSO DO SUL	ESTADUAL	1.669.904,62
MS	500020	AGUA CLARA	MUNICIPAL	21.286,91
MS	500060	AMAMBAI	MUNICIPAL	86.049,72
MS	500070	ANASTACIO	MUNICIPAL	85.666,32
MS	500080	ANAURILANDIA	MUNICIPAL	24.142,45
MS	500090	ANTONIO JOAO	MUNICIPAL	78.457,05
MS	500100	APARECIDA DO TABOADO	MUNICIPAL	80.814,74
MS	500110	AQUIDAUANA	MUNICIPAL	303.693,74
MS	500150	BANDEIRANTES	MUNICIPAL	19.794,16
MS	500200	BATAYPORA	MUNICIPAL	20.456,77
MS	500210	BELA VISTA	MUNICIPAL	42.267,51
MS	500215	BODOQUENA	MUNICIPAL	34.531,48
MS	500220	BONITO	MUNICIPAL	2.048,02
MS	500230	BRASILANDIA	MUNICIPAL	35.007,46
MS	500240	CAARAPO	MUNICIPAL	45.293,51
MS	500260	CAMAPUA	MUNICIPAL	25.376,43
MS	500270	CAMPO GRANDE	MUNICIPAL	4.755.960,96
MS	500280	CARACOL	MUNICIPAL	28.539,16
MS	500290	CASSILANDIA	MUNICIPAL	88.009,42



MS	500310	CORGUINHO	MUNICIPAL	27.288,50
MS	500320	CORUMBA	MUNICIPAL	348.739,23
MS	500325	COSTA RICA	MUNICIPAL	123.768,58
MS	500330	COXIM	MUNICIPAL	169.424,70
MS	500345	DEODAPOLIS	MUNICIPAL	19.182,86
MS	500348	DOIS IRMAOS DO BURITI	MUNICIPAL	68.333,40
MS	500370	DOURADOS	MUNICIPAL	1.070.499,01
MS	500375	ELDORADO	MUNICIPAL	20.128,52
MS	500380	FATIMA DO SUL	MUNICIPAL	116.899,82
MS	500400	GLORIA DE DOURADOS	MUNICIPAL	20.903,96
MS	500410	GUIA LOPES DA LAGUNA	MUNICIPAL	26.234,04
MS	500430	IGUATEMI	MUNICIPAL	3.320,92
MS	500440	INOCENCIA	MUNICIPAL	73.284,68
MS	500450	ITAPORA	MUNICIPAL	37.508,23
MS	500460	ITAQUIRAI	MUNICIPAL	19.513,90
MS	500480	JAPORA	MUNICIPAL	14.646,18
MS	500500	JARDIM	MUNICIPAL	74.271,92
MS	500510	JATEI	MUNICIPAL	16.039,36
MS	500515	JUTI	MUNICIPAL	25.991,81
MS	500525	LAGUNA CARAPA	MUNICIPAL	30.079,49
MS	500540	MARACAJU	MUNICIPAL	88.684,23
MS	500560	MIRANDA	MUNICIPAL	124.740,60
MS	500568	MUNDO NOVO	MUNICIPAL	17.108,84
MS	500570	NAVIRAI	MUNICIPAL	57.265,58
MS	500580	NIOAQUE	MUNICIPAL	37.512,29
MS	500620	NOVA ANDRADINA	MUNICIPAL	235.941,50
MS	500625	NOVO HORIZONTE DO SUL	MUNICIPAL	26.280,15
MS	500630	PARANAIBA	MUNICIPAL	332.063,33
MS	500635	PARANHOS	MUNICIPAL	5.234,48
MS	500640	PEDRO GOMES	MUNICIPAL	8.513,64
MS	500660	PONTA PORA	MUNICIPAL	58.249,00
MS	500690	PORTO MURTINHO	MUNICIPAL	10.291,44
MS	500720	RIO BRILHANTE	MUNICIPAL	68.621,51
MS	500730	RIO NEGRO	MUNICIPAL	49.400,95
MS	500740	RIO VERDE DE MATO GROSSO	MUNICIPAL	6.430,60
MS	500750	ROCHEDO	MUNICIPAL	1.816,58
MS	500755	SANTA RITA DO PARDO	MUNICIPAL	5.690,13
MS	500769	SAO GABRIEL DO OESTE	MUNICIPAL	1.379,50
MS	500780	SELVIRIA	MUNICIPAL	7.807,22
MS	500770	SETE QUEDAS	MUNICIPAL	12.784,72
MS	500790	SIDROLANDIA	MUNICIPAL	126.888,47
MS	500795	TACURU	MUNICIPAL	21.561,45
MS	500797	TAQUARUSSU	MUNICIPAL	9.613,77
MS	500800	TERENOS	MUNICIPAL	19.638,72
MS	500830	TRES LAGOAS	MUNICIPAL	536.630,28
MS	500840	VICENTINA	MUNICIPAL	20.892,89
MT	510340	MATO GROSSO	ESTADUAL	1.919.997,59
MT	510010	ACORIZAL	MUNICIPAL	30.411,26
MT	510030	ALTO ARAGUAIA	MUNICIPAL	5.743,26
MT	510035	ALTO BOA VISTA	MUNICIPAL	18.665,07
MT	510050	ALTO PARAGUAI	MUNICIPAL	62.964,85
MT	510080	APIACAS	MUNICIPAL	19.147,74



MT	510100	ARAGUAIANA	MUNICIPAL	22.242,12
MT	510120	ARAGUAINHA	MUNICIPAL	6.478,23
MT	510125	ARAPUTANGA	MUNICIPAL	10.083,01
MT	510130	ARENAPOLIS	MUNICIPAL	33.404,36
MT	510140	ARIPUANA	MUNICIPAL	490,59
MT	510160	BARAO DE MELGACO	MUNICIPAL	17.077,27
MT	510170	BARRA DO BUGRES	MUNICIPAL	172.868,10
MT	510180	BARRA DO GARCAS	MUNICIPAL	342.970,65
MT	510185	BOM JESUS DO ARAGUAIA	MUNICIPAL	14.822,89
MT	510190	BRASNORTE	MUNICIPAL	22.148,26
MT	510250	CACERES	MUNICIPAL	114.820,59
MT	510267	CAMPO VERDE	MUNICIPAL	119.353,48
MT	510285	CASTANHEIRA	MUNICIPAL	23.290,89
MT	510300	CHAPADA DOS GUIMARAES	MUNICIPAL	53.365,59
MT	510305	CLAUDIA	MUNICIPAL	30.802,78
MT	510310	COCALINHO	MUNICIPAL	5.848,01
MT	510320	COLIDER	MUNICIPAL	27.215,47
MT	510325	COLNIZA	MUNICIPAL	13.424,35
MT	510330	COMODORO	MUNICIPAL	36.156,90
MT	510335	CONFRESA	MUNICIPAL	1.045,86
MT	510340	CUIABA	MUNICIPAL	1.547.227,87
MT	510343	CURVELANDIA	MUNICIPAL	10.729,14
MT	510345	DENISE	MUNICIPAL	10.603,55
MT	510360	DOM AQUINO	MUNICIPAL	21.454,78
MT	510380	FIGUEIROPOLIS D'OESTE	MUNICIPAL	3.068,18
MT	510390	GENERAL CARNEIRO	MUNICIPAL	21.307,80
MT	510395	GLORIA D'OESTE	MUNICIPAL	10.229,22
MT	510410	GUARANTA DO NORTE	MUNICIPAL	106.481,85
MT	510420	GUIRATINGA	MUNICIPAL	8.355,77
MT	510454	ITANHANGA	MUNICIPAL	5.720,65
MT	510455	ITAUBA	MUNICIPAL	1.222,08
MT	510480	JACIARA	MUNICIPAL	86.983,23
MT	510500	JAURO	MUNICIPAL	9.758,92
MT	510510	JUARA	MUNICIPAL	42.335,83
MT	510515	JUINA	MUNICIPAL	250.069,44
MT	510517	JURUENA	MUNICIPAL	20.877,42
MT	510520	JUSCIMEIRA	MUNICIPAL	39.386,71
MT	510523	LAMBARI D'OESTE	MUNICIPAL	17.887,52
MT	510525	LUCAS DO RIO VERDE	MUNICIPAL	254.971,44
MT	510530	LUCIARA	MUNICIPAL	18.379,19
MT	510558	MARCELANDIA	MUNICIPAL	39.642,42
MT	510560	MATUPA	MUNICIPAL	51.472,31
MT	510590	NOBRES	MUNICIPAL	39.220,96
MT	510600	NORTELANDIA	MUNICIPAL	13.262,77
MT	510610	NOSSA SENHORA DO LIVRAMENTO	MUNICIPAL	3.247,27
MT	510615	NOVA BANDEIRANTES	MUNICIPAL	47.823,62
MT	510620	NOVA BRASILANDIA	MUNICIPAL	7.537,52
MT	510621	NOVA CANAA DO NORTE	MUNICIPAL	27.255,19
MT	510885	NOVA MARILANDIA	MUNICIPAL	8.887,50
MT	510890	NOVA MARINGA	MUNICIPAL	7.512,68
MT	510895	NOVA MONTE VERDE	MUNICIPAL	10.574,90
MT	510623	NOVA OLIMPIA	MUNICIPAL	16.566,64



MT	510619	NOVA SANTA HELENA	MUNICIPAL	3.006,30
MT	510624	NOVA UBIRATA	MUNICIPAL	8.415,84
MT	510627	NOVO HORIZONTE DO NORTE	MUNICIPAL	5.609,11
MT	510626	NOVO MUNDO	MUNICIPAL	14.608,18
MT	510631	NOVO SANTO ANTONIO	MUNICIPAL	2.910,78
MT	510628	NOVO SAO JOAQUIM	MUNICIPAL	20.254,57
MT	510629	PARANAITA	MUNICIPAL	13.354,02
MT	510637	PEDRA PRETA	MUNICIPAL	49.064,75
MT	510642	PEIXOTO DE AZEVEDO	MUNICIPAL	172.580,07
MT	510645	PLANALTO DA SERRA	MUNICIPAL	13.898,69
MT	510650	POCONE	MUNICIPAL	108.282,35
MT	510665	PONTAL DO ARAGUAIA	MUNICIPAL	5.703,92
MT	510675	PONTES E LACERDA	MUNICIPAL	188.332,00
MT	510680	PORTO DOS GAUCHOS	MUNICIPAL	3.738,44
MT	510685	PORTO ESTRELA	MUNICIPAL	15.295,61
MT	510700	POXOREO	MUNICIPAL	73.071,90
MT	510704	PRIMAVERA DO LESTE	MUNICIPAL	300.806,27
MT	510715	RESERVA DO CABACAL	MUNICIPAL	8.473,78
MT	510718	RIBEIRAO CASCALHEIRA	MUNICIPAL	26.282,76
MT	510720	RIO BRANCO	MUNICIPAL	34.723,73
MT	510757	RONDOLANDIA	MUNICIPAL	26.971,63
MT	510760	RONDONOPOLIS	MUNICIPAL	959.899,48
MT	510770	ROSARIO OESTE	MUNICIPAL	30.222,93
MT	510775	SALTO DO CEU	MUNICIPAL	7.429,73
MT	510724	SANTA CARMEM	MUNICIPAL	368,56
MT	510774	SANTA CRUZ DO XINGU	MUNICIPAL	4.620,33
MT	510777	SANTA TEREZINHA	MUNICIPAL	17.827,03
MT	510726	SANTO AFONSO	MUNICIPAL	3.894,09
MT	510779	SANTO ANTONIO DO LESTE	MUNICIPAL	5.719,93
MT	510780	SANTO ANTONIO DO LEVERGER	MUNICIPAL	59.813,26
MT	510785	SAO FELIX DO ARAGUAIA	MUNICIPAL	62.429,68
MT	510730	SAO JOSE DO RIO CLARO	MUNICIPAL	60.607,50
MT	510710	SAO JOSE DOS QUATRO MARCOS	MUNICIPAL	35.879,64
MT	510740	SAO PEDRO DA CIPA	MUNICIPAL	11.005,85
MT	510788	SERRA NOVA DOURADA	MUNICIPAL	9.720,48
MT	510795	TANGARA DA SERRA	MUNICIPAL	356.441,21
MT	510805	TERRA NOVA DO NORTE	MUNICIPAL	61.412,04
MT	510810	TESOURO	MUNICIPAL	20.318,21
MT	510830	UNIAO DO SUL	MUNICIPAL	8.358,84
MT	510835	VALE DE SAO DOMINGOS	MUNICIPAL	6.898,69
MT	510840	VARZEA GRANDE	MUNICIPAL	1.305.977,28
MT	510850	VERA	MUNICIPAL	10.181,76
MT	510550	VILA BELA DA SANTISSIMA TRINDADE	MUNICIPAL	2.419,38
MT	510860	VILA RICA	MUNICIPAL	28.613,17
PA	150140	PARÁ	ESTADUAL	12.418.195,66
PA	150010	ABAETETUBA	MUNICIPAL	709.859,71
PA	150013	ABEL FIGUEIREDO	MUNICIPAL	48.909,30
PA	150020	ACARA	MUNICIPAL	216.867,83
PA	150030	AFUA	MUNICIPAL	107.380,53
PA	150034	AGUA AZUL DO NORTE	MUNICIPAL	152.278,57
PA	150040	ALENQUER	MUNICIPAL	86.051,20
PA	150050	ALMEIRIM	MUNICIPAL	316.538,00



PA	150060	ALTAMIRA	MUNICIPAL	655.654,90
PA	150070	ANAJAS	MUNICIPAL	203.786,98
PA	150080	ANANINDEUA	MUNICIPAL	2.038.312,88
PA	150085	ANAPU	MUNICIPAL	166.539,40
PA	150090	AUGUSTO CORREA	MUNICIPAL	166.438,32
PA	150095	AURORA DO PARA	MUNICIPAL	101.286,71
PA	150100	AVEIRO	MUNICIPAL	34.608,93
PA	150110	BAGRE	MUNICIPAL	109.324,00
PA	150120	BAIAO	MUNICIPAL	168.343,65
PA	150125	BANNACH	MUNICIPAL	53.329,83
PA	150130	BARCARENA	MUNICIPAL	695.605,43
PA	150140	BELEM	MUNICIPAL	3.896.981,52
PA	150145	BELTERRA	MUNICIPAL	134.917,18
PA	150150	BENEVIDES	MUNICIPAL	217.120,48
PA	150157	BOM JESUS DO TOCANTINS	MUNICIPAL	98.222,09
PA	150160	BONITO	MUNICIPAL	83.774,06
PA	150170	BRAGANCA	MUNICIPAL	402.592,21
PA	150172	BRASIL NOVO	MUNICIPAL	133.173,00
PA	150175	BREJO GRANDE DO ARAGUAIA	MUNICIPAL	83.392,10
PA	150178	BREU BRANCO	MUNICIPAL	332.926,52
PA	150180	BREVES	MUNICIPAL	469.270,07
PA	150190	BUJARU	MUNICIPAL	87.159,40
PA	150200	CACHOEIRA DO ARARI	MUNICIPAL	83.687,17
PA	150195	CACHOEIRA DO PIRIA	MUNICIPAL	91.114,57
PA	150210	CAMETA	MUNICIPAL	723.362,52
PA	150220	CAPANEMA	MUNICIPAL	447.990,16
PA	150230	CAPITAO POCO	MUNICIPAL	290.006,00
PA	150240	CASTANHAL	MUNICIPAL	1.216.108,39
PA	150250	CHAVES	MUNICIPAL	140.565,94
PA	150260	COLARES	MUNICIPAL	84.749,70
PA	150270	CONCEICAO DO ARAGUAIA	MUNICIPAL	144.882,83
PA	150275	CONCORDIA DO PARA	MUNICIPAL	33.676,35
PA	150276	CUMARU DO NORTE	MUNICIPAL	67.413,70
PA	150277	CURIONOPOLIS	MUNICIPAL	156.688,16
PA	150280	CURRALINHO	MUNICIPAL	140.842,70
PA	150285	CURUA	MUNICIPAL	103.501,59
PA	150290	CURUCA	MUNICIPAL	120.015,92
PA	150293	DOM ELISEU	MUNICIPAL	189.913,93
PA	150295	ELDORADO DOS CARAJAS	MUNICIPAL	103.490,31
PA	150300	FARO	MUNICIPAL	111.562,98
PA	150304	FLORESTA DO ARAGUAIA	MUNICIPAL	83.110,25
PA	150307	GARRAFAO DO NORTE	MUNICIPAL	127.089,87
PA	150309	GOIANESIA DO PARA	MUNICIPAL	154.309,77
PA	150310	GURUPA	MUNICIPAL	226.393,50
PA	150320	IGARAPE-ACU	MUNICIPAL	222.513,64
PA	150330	IGARAPE-MIRI	MUNICIPAL	214.534,75
PA	150340	INHANGAPI	MUNICIPAL	86.663,81
PA	150345	IPIXUNA DO PARA	MUNICIPAL	251.910,11
PA	150350	IRITUIA	MUNICIPAL	206.280,36
PA	150360	ITAITUBA	MUNICIPAL	334.433,54
PA	150370	ITUPIRANGA	MUNICIPAL	136.378,98
PA	150375	JACAREACANGA	MUNICIPAL	30.513,91



PA	150380	JACUNDA	MUNICIPAL	218.732,61
PA	150390	JURUTI	MUNICIPAL	261.680,24
PA	150400	LIMOEIRO DO AJURU	MUNICIPAL	173.427,72
PA	150405	MAE DO RIO	MUNICIPAL	150.045,50
PA	150410	MAGALHAES BARATA	MUNICIPAL	67.517,83
PA	150420	MARABA	MUNICIPAL	758.133,98
PA	150430	MARACANA	MUNICIPAL	215.140,92
PA	150440	MARAPANIM	MUNICIPAL	145.976,65
PA	150442	MARITUBA	MUNICIPAL	877.781,30
PA	150445	MEDICILANDIA	MUNICIPAL	119.964,06
PA	150450	MELGACO	MUNICIPAL	182.644,12
PA	150460	MOCAJUBA	MUNICIPAL	105.131,36
PA	150475	MOJUI DOS CAMPOS	MUNICIPAL	119.451,31
PA	150480	MONTE ALEGRE	MUNICIPAL	256.485,29
PA	150490	MUANA	MUNICIPAL	180.332,52
PA	150495	NOVA ESPERANCA DO PIRIA	MUNICIPAL	140.022,73
PA	150497	NOVA IPIXUNA	MUNICIPAL	44.356,97
PA	150500	NOVA TIMBOTEUA	MUNICIPAL	109.744,46
PA	150503	NOVO PROGRESSO	MUNICIPAL	188.176,10
PA	150506	NOVO REPARTIMENTO	MUNICIPAL	228.438,11
PA	150510	OBIDOS	MUNICIPAL	81.558,60
PA	150520	OEIRAS DO PARA	MUNICIPAL	158.867,00
PA	150530	ORIXIMINA	MUNICIPAL	347.492,82
PA	150540	OUREM	MUNICIPAL	96.813,52
PA	150543	OURILANDIA DO NORTE	MUNICIPAL	94.978,65
PA	150548	PACAJA	MUNICIPAL	152.523,11
PA	150549	PALESTINA DO PARA	MUNICIPAL	48.216,00
PA	150550	PARAGOMINAS	MUNICIPAL	340.916,38
PA	150553	PARAUAPEBAS	MUNICIPAL	927,44
PA	150555	PAU D'ARCO	MUNICIPAL	54.143,18
PA	150560	PEIXE-BOI	MUNICIPAL	57.513,12
PA	150563	PICARRA	MUNICIPAL	133.027,00
PA	150565	PLACAS	MUNICIPAL	175.754,16
PA	150570	PONTA DE PEDRAS	MUNICIPAL	162.906,59
PA	150580	PORTEL	MUNICIPAL	335.192,78
PA	150590	PORTO DE MOZ	MUNICIPAL	191.065,83
PA	150600	PRAINHA	MUNICIPAL	258.703,04
PA	150610	PRIMAVERA	MUNICIPAL	93.899,28
PA	150611	QUATIPURU	MUNICIPAL	70.442,98
PA	150613	REDENCAO	MUNICIPAL	300.224,43
PA	150616	RIO MARIA	MUNICIPAL	84.384,15
PA	150618	RONDON DO PARA	MUNICIPAL	52.241,37
PA	150619	RUROPOLIS	MUNICIPAL	76.773,64
PA	150620	SALINOPOLIS	MUNICIPAL	121.234,64
PA	150630	SALVATERRA	MUNICIPAL	111.279,40
PA	150635	SANTA BARBARA DO PARA	MUNICIPAL	105.129,37
PA	150640	SANTA CRUZ DO ARARI	MUNICIPAL	88.651,31
PA	150650	SANTA IZABEL DO PARA	MUNICIPAL	260.696,66
PA	150655	SANTA LUZIA DO PARA	MUNICIPAL	85.339,51
PA	150658	SANTA MARIA DAS BARREIRAS	MUNICIPAL	73.639,76
PA	150660	SANTA MARIA DO PARA	MUNICIPAL	139.473,98
PA	150680	SANTAREM	MUNICIPAL	1.836.068,32



PA	150690	SANTAREM NOVO	MUNICIPAL	90.415,88
PA	150700	SANTO ANTONIO DO TAUÁ	MUNICIPAL	154.465,39
PA	150710	SÃO CAETANO DE ODIVELAS	MUNICIPAL	62.751,36
PA	150715	SÃO DOMINGOS DO ARAGUAIA	MUNICIPAL	119.409,19
PA	150720	SÃO DOMINGOS DO CAPIM	MUNICIPAL	213.629,99
PA	150730	SÃO FELIX DO XINGU	MUNICIPAL	245.992,05
PA	150740	SÃO FRANCISCO DO PARA	MUNICIPAL	90.623,14
PA	150745	SÃO GERALDO DO ARAGUAIA	MUNICIPAL	133.695,25
PA	150746	SÃO JOÃO DA PONTA	MUNICIPAL	39.282,48
PA	150747	SÃO JOÃO DE PIRABAS	MUNICIPAL	131.814,89
PA	150750	SÃO JOÃO DO ARAGUAIA	MUNICIPAL	75.114,45
PA	150760	SÃO MIGUEL DO GUAMA	MUNICIPAL	280.824,59
PA	150770	SÃO SEBASTIAO DA BOA VISTA	MUNICIPAL	219.716,23
PA	150775	SAPUCAIA	MUNICIPAL	66.896,53
PA	150780	SENADOR JOSE PORFIRIO	MUNICIPAL	97.509,65
PA	150790	SOURÉ	MUNICIPAL	93.385,93
PA	150796	TERRA ALTA	MUNICIPAL	99.733,71
PA	150797	TERRA SANTA	MUNICIPAL	65.684,43
PA	150800	TOMÉ-ACU	MUNICIPAL	338.950,02
PA	150803	TRACUATEUA	MUNICIPAL	132.346,13
PA	150805	TRAIARA	MUNICIPAL	49.751,11
PA	150808	TUCUMA	MUNICIPAL	97.038,90
PA	150810	TUCURUI	MUNICIPAL	685.850,95
PA	150812	ULIANÓPOLIS	MUNICIPAL	181.276,00
PA	150815	URUARA	MUNICIPAL	202.212,61
PA	150820	VIGIA	MUNICIPAL	185.873,52
PA	150830	VIÇEU	MUNICIPAL	193.142,92
PA	150835	VITÓRIA DO XINGU	MUNICIPAL	176.981,12
PA	150840	XINGUARA	MUNICIPAL	81.315,28
PB	250750	PARAÍBA	ESTADUAL	6.398.628,60
PB	250010	ÁGUA BRANCA	MUNICIPAL	136.468,62
PB	250020	AGUIAR	MUNICIPAL	51.454,04
PB	250030	ALAGOIA GRANDE	MUNICIPAL	125.651,49
PB	250040	ALAGOIA NOVA	MUNICIPAL	114.312,21
PB	250050	ALAGÓINHA	MUNICIPAL	71.059,40
PB	250053	ALCANTIL	MUNICIPAL	74.990,21
PB	250057	ALGODÃO DE JANDAIRA	MUNICIPAL	14.807,06
PB	250073	AMPARO	MUNICIPAL	25.932,20
PB	250077	APARECIDA	MUNICIPAL	49.380,22
PB	250080	ARACAGI	MUNICIPAL	79.821,50
PB	250090	ARARA	MUNICIPAL	99.456,67
PB	250100	ARARUNA	MUNICIPAL	102.297,50
PB	250110	ARÉIA	MUNICIPAL	118.818,59
PB	250115	ARÉIA DE BARAUNAS	MUNICIPAL	26.299,28
PB	250120	AREIAL	MUNICIPAL	45.304,72
PB	250130	AROEIRAS	MUNICIPAL	110.520,71
PB	250135	ASSUNÇÃO	MUNICIPAL	30.744,03
PB	250140	BAIA DA TRAIÇÃO	MUNICIPAL	91.175,52
PB	250150	BANANEIRAS	MUNICIPAL	190.302,92
PB	250153	BARAUNA	MUNICIPAL	28.811,47
PB	250160	BARRA DE SANTA ROSA	MUNICIPAL	89.540,56
PB	250157	BARRA DE SANTANA	MUNICIPAL	66.764,56



PB	250170	BARRA DE SAO MIGUEL	MUNICIPAL	36.357,49
PB	250180	BAYEUX	MUNICIPAL	216.673,05
PB	250190	BELEM	MUNICIPAL	68.994,19
PB	250200	BELEM DO BREJO DO CRUZ	MUNICIPAL	55.578,90
PB	250205	BERNARDINO BATISTA	MUNICIPAL	31.970,51
PB	250210	BOA VENTURA	MUNICIPAL	79.296,90
PB	250215	BOA VISTA	MUNICIPAL	39.591,61
PB	250220	BOM JESUS	MUNICIPAL	13.167,91
PB	250230	BOM SUCESSO	MUNICIPAL	55.699,18
PB	250240	BONITO DE SANTA FE	MUNICIPAL	77.362,92
PB	250250	BOQUEIRAO	MUNICIPAL	156.864,81
PB	250270	BORBOREMA	MUNICIPAL	12.939,56
PB	250280	BREJO DO CRUZ	MUNICIPAL	77.205,39
PB	250290	BREJO DOS SANTOS	MUNICIPAL	51.328,38
PB	250300	CAAPORA	MUNICIPAL	187.018,48
PB	250310	CABACEIRAS	MUNICIPAL	67.547,15
PB	250320	CABEDELO	MUNICIPAL	401.879,49
PB	250330	CACHOEIRA DOS INDIOS	MUNICIPAL	45.188,29
PB	250340	CACIMBA DE AREIA	MUNICIPAL	52.938,71
PB	250350	CACIMBA DE DENTRO	MUNICIPAL	72.902,83
PB	250355	CACIMBAS	MUNICIPAL	51.517,35
PB	250360	CAICARA	MUNICIPAL	31.093,41
PB	250370	CAJAZEIRAS	MUNICIPAL	268.979,07
PB	250375	CAJAZEIRINHAS	MUNICIPAL	46.722,39
PB	250380	CALDAS BRANDAO	MUNICIPAL	27.708,31
PB	250390	CAMALAU	MUNICIPAL	46.279,71
PB	250400	CAMPINA GRANDE	MUNICIPAL	4.835.941,54
PB	250403	CAPIM	MUNICIPAL	69.169,85
PB	250407	CARAUBAS	MUNICIPAL	43.148,73
PB	250410	CARRAPATEIRA	MUNICIPAL	31.732,05
PB	250415	CASSERENGUE	MUNICIPAL	38.716,73
PB	250420	CATINGUEIRA	MUNICIPAL	36.618,19
PB	250430	CATOLE DO ROCHA	MUNICIPAL	96.404,09
PB	250435	CATURITE	MUNICIPAL	52.718,55
PB	250440	CONCEICAO	MUNICIPAL	142.967,44
PB	250450	CONDADO	MUNICIPAL	46.673,21
PB	250460	CONDE	MUNICIPAL	80.578,92
PB	250470	CONGO	MUNICIPAL	52.684,20
PB	250480	COREMAS	MUNICIPAL	99.170,92
PB	250485	COXIXOLA	MUNICIPAL	14.947,99
PB	250490	CRUZ DO ESPIRITO SANTO	MUNICIPAL	90.404,52
PB	250500	CUBATI	MUNICIPAL	56.908,38
PB	250510	CUITE	MUNICIPAL	182.555,04
PB	250523	CUITE DE MAMANGUAPE	MUNICIPAL	65.461,01
PB	250520	CUITEGI	MUNICIPAL	34.857,83
PB	250527	CURRAL DE CIMA	MUNICIPAL	52.028,01
PB	250530	CURRAL VELHO	MUNICIPAL	10.955,28
PB	250535	DAMIAO	MUNICIPAL	27.857,46
PB	250540	DESTERRO	MUNICIPAL	52.853,86
PB	250560	DIAMANTE	MUNICIPAL	26.063,52
PB	250570	DONA INES	MUNICIPAL	23.877,48
PB	250580	DUAS ESTRADAS	MUNICIPAL	26.389,81



PB	250590	EMAS	MUNICIPAL	8.848,77
PB	250600	ESPERANCA	MUNICIPAL	94.327,80
PB	250610	FAGUNDES	MUNICIPAL	50.094,51
PB	250620	FREI MARTINHO	MUNICIPAL	37.658,02
PB	250625	GADO BRAVO	MUNICIPAL	73.625,37
PB	250630	GUARABIRA	MUNICIPAL	112.565,21

PB	250640	GURINHEM	MUNICIPAL	82.487,02
PB	250650	GURJAO	MUNICIPAL	29.016,58
PB	250660	IBIARA	MUNICIPAL	37.866,22
PB	250260	IGARACY	MUNICIPAL	38.341,51
PB	250670	IMACULADA	MUNICIPAL	107.906,79
PB	250680	INGA	MUNICIPAL	226.842,99
PB	250690	ITABAIANA	MUNICIPAL	109.016,89
PB	250700	ITAPORANGA	MUNICIPAL	110.926,42
PB	250710	ITAPOROROCA	MUNICIPAL	54.399,28
PB	250720	ITATUBA	MUNICIPAL	70.750,21
PB	250730	JACARAU	MUNICIPAL	93.947,74
PB	250740	JERICO	MUNICIPAL	30.033,04
PB	250750	JOAO PESSOA	MUNICIPAL	4.719.642,03
PB	251365	JOCA CLAUDINO	MUNICIPAL	46.995,10
PB	250760	JUAREZ TAVORA	MUNICIPAL	53.740,42
PB	250770	JUAZEIRINHO	MUNICIPAL	98.697,53
PB	250780	JUNCO DO SERIDO	MUNICIPAL	54.369,37
PB	250790	JURUPIRANGA	MUNICIPAL	124.067,81
PB	250800	JURU	MUNICIPAL	74.382,70
PB	250810	LAGOA	MUNICIPAL	13.164,74
PB	250820	LAGOA DE DENTRO	MUNICIPAL	44.344,56
PB	250830	LAGOA SECA	MUNICIPAL	101.873,30
PB	250840	LASTRO	MUNICIPAL	41.738,00
PB	250850	LIVRAMENTO	MUNICIPAL	67.287,68
PB	250855	LOGRADOURO	MUNICIPAL	34.519,02
PB	250860	LUCENA	MUNICIPAL	81.249,98
PB	250870	MAE D'AGUA	MUNICIPAL	28.229,98
PB	250880	MALTA	MUNICIPAL	12.474,25
PB	250890	MAMANGUAPE	MUNICIPAL	189.128,30
PB	250900	MANAIRA	MUNICIPAL	68.835,46
PB	250905	MARCACAO	MUNICIPAL	48.140,13
PB	250910	MARI	MUNICIPAL	143.839,47
PB	250915	MARIZOPOLIS	MUNICIPAL	21.902,20
PB	250920	MASSARANDUBA	MUNICIPAL	86.857,51
PB	250930	MATARACA	MUNICIPAL	96.996,17
PB	250933	MATINHAS	MUNICIPAL	14.951,74
PB	250937	MATO GROSSO	MUNICIPAL	13.358,56
PB	250939	MATUREIA	MUNICIPAL	32.147,84
PB	250940	MOGEIRO	MUNICIPAL	121.759,33
PB	250950	MONTADAS	MUNICIPAL	39.740,35
PB	250960	MONTE HOREBE	MUNICIPAL	6.962,49
PB	250970	MONTEIRO	MUNICIPAL	268.454,03
PB	250990	NATUBA	MUNICIPAL	65.133,39
PB	251000	NAZAREZINHO	MUNICIPAL	38.421,10
PB	251010	NOVA FLORESTA	MUNICIPAL	49.790,54



PB	251020	NOVA OLINDA	MUNICIPAL	32.257,00
PB	251030	NOVA PALMEIRA	MUNICIPAL	56.038,63
PB	251040	OLHO D'AGUA	MUNICIPAL	59.724,17
PB	251050	OLIVEDOS	MUNICIPAL	24.948,07
PB	251060	OURO VELHO	MUNICIPAL	27.377,37
PB	251065	PARARI	MUNICIPAL	13.152,46
PB	251070	PASSAGEM	MUNICIPAL	44.671,59
PB	251080	PATOS	MUNICIPAL	601.939,98
PB	251090	PAULISTA	MUNICIPAL	122.347,99
PB	251100	PEDRA BRANCA	MUNICIPAL	34.466,74
PB	251110	PEDRA LAVRADA	MUNICIPAL	16.752,22
PB	251120	PEDRAS DE FOGO	MUNICIPAL	241.843,35
PB	251272	PEDRO REGIS	MUNICIPAL	34.245,51
PB	251130	PIANCO	MUNICIPAL	280.754,82
PB	251140	PICUI	MUNICIPAL	28.608,62
PB	251150	PILAR	MUNICIPAL	116.578,75
PB	251160	PILOES	MUNICIPAL	12.818,42
PB	251170	PILOEZINHOS	MUNICIPAL	41.762,74
PB	251180	PIRPIRITUBA	MUNICIPAL	3.261,50
PB	251190	PITIMBU	MUNICIPAL	132.261,14
PB	251200	POCINHOS	MUNICIPAL	50.960,04
PB	251203	POCO DANTAS	MUNICIPAL	29.616,39
PB	251207	POCO DE JOSE DE MOURA	MUNICIPAL	82.252,48
PB	251210	POMBAL	MUNICIPAL	56.360,50
PB	251220	PRATA	MUNICIPAL	63.487,48
PB	251230	PRINCESA ISABEL	MUNICIPAL	208.685,28
PB	251240	PUXINANA	MUNICIPAL	47.158,94
PB	251250	QUEIMADAS	MUNICIPAL	135.648,69
PB	251260	QUIXABA	MUNICIPAL	9.705,76
PB	251270	REMIGIO	MUNICIPAL	120.511,11
PB	251274	RIACHAO	MUNICIPAL	29.719,47
PB	251275	RIACHAO DO BACAMARTE	MUNICIPAL	21.524,55
PB	251276	RIACHAO DO POCO	MUNICIPAL	38.124,75
PB	251278	RIACHO DE SANTO ANTONIO	MUNICIPAL	44.680,45
PB	251290	RIO TINTO	MUNICIPAL	122.129,52
PB	251300	SALGADINHO	MUNICIPAL	26.394,22
PB	251310	SALGADO DE SAO FELIX	MUNICIPAL	52.901,26
PB	251315	SANTA CECILIA	MUNICIPAL	51.285,20
PB	251320	SANTA CRUZ	MUNICIPAL	50.934,78
PB	251330	SANTA HELENA	MUNICIPAL	46.748,44
PB	251335	SANTA INES	MUNICIPAL	45.211,55
PB	251340	SANTA LUZIA	MUNICIPAL	71.390,92
PB	251370	SANTA RITA	MUNICIPAL	583.887,47
PB	251380	SANTA TERESINHA	MUNICIPAL	14.625,87
PB	251350	SANTANA DE MANGUEIRA	MUNICIPAL	54.500,79
PB	251360	SANTANA DOS GARROTES	MUNICIPAL	55.142,75
PB	251385	SANTO ANDRE	MUNICIPAL	29.426,99
PB	251392	SAO BENTINHO	MUNICIPAL	9.302,00
PB	251390	SAO BENTO	MUNICIPAL	333.281,70
PB	251396	SAO DOMINGOS	MUNICIPAL	21.486,56
PB	251394	SAO DOMINGOS DO CARIRI	MUNICIPAL	16.328,84
PB	251398	SAO FRANCISCO	MUNICIPAL	1.846,38



PB	251400	SAO JOAO DO CARIRI	MUNICIPAL	55.599,74
PB	250070	SAO JOAO DO RIO DO PEIXE	MUNICIPAL	111.566,62
PB	251410	SAO JOAO DO TIGRE	MUNICIPAL	36.638,01
PB	251420	SAO JOSE DA LAGOA TAPADA	MUNICIPAL	67.409,58
PB	251430	SAO JOSE DE CAIANA	MUNICIPAL	72.744,69
PB	251440	SAO JOSE DE ESPINHARAS	MUNICIPAL	26.424,09
PB	251450	SAO JOSE DE PIRANHAS	MUNICIPAL	147.893,44
PB	251455	SAO JOSE DE PRINCESA	MUNICIPAL	21.936,47
PB	251460	SAO JOSE DO BONFIM	MUNICIPAL	18.863,66
PB	251465	SAO JOSE DO BREJO DO CRUZ	MUNICIPAL	6.052,82
PB	251470	SAO JOSE DO SABUGI	MUNICIPAL	67.973,39
PB	251480	SAO JOSE DOS CORDEIROS	MUNICIPAL	13.916,74
PB	251445	SAO JOSE DOS RAMOS	MUNICIPAL	53.420,21
PB	251500	SAO MIGUEL DE TAIPU	MUNICIPAL	62.621,73
PB	251510	SAO SEBASTIAO DE LAGOA DE ROCA	MUNICIPAL	35.866,33
PB	251520	SAO SEBASTIAO DO UMBUZEIRO	MUNICIPAL	17.211,47
PB	251540	SAO VICENTE DO SERIDO	MUNICIPAL	114.060,23
PB	251530	SAPE	MUNICIPAL	311.541,32
PB	251550	SERRA BRANCA	MUNICIPAL	137.054,60
PB	251560	SERRA DA RAIZ	MUNICIPAL	7.246,90
PB	251570	SERRA GRANDE	MUNICIPAL	47.570,00
PB	251580	SERRA REDONDA	MUNICIPAL	38.405,29
PB	251590	SERRARIA	MUNICIPAL	38.428,75
PB	251593	SERTAOZINHO	MUNICIPAL	11.127,42
PB	251597	SOBRADO	MUNICIPAL	29.819,91
PB	251600	SOLANEA	MUNICIPAL	69.418,22
PB	251610	SOLEDADE	MUNICIPAL	96.512,52
PB	251615	SOSSEGO	MUNICIPAL	46.058,56
PB	251620	SOUSA	MUNICIPAL	410.953,84
PB	251630	SUME	MUNICIPAL	136.826,76
PB	251640	TACIMA	MUNICIPAL	49.115,75
PB	251660	TAVARES	MUNICIPAL	104.311,33
PB	251670	TEIXEIRA	MUNICIPAL	135.800,91
PB	251675	TENORIO	MUNICIPAL	30.134,37
PB	251680	TRIUNFO	MUNICIPAL	90.010,97
PB	251690	UIRAUNA	MUNICIPAL	143.194,51
PB	251700	UMBUZEIRO	MUNICIPAL	63.381,32
PB	251710	VARZEA	MUNICIPAL	21.101,28
PB	251720	VIEIROPOLIS	MUNICIPAL	45.957,92
PB	250550	VISTA SERRANA	MUNICIPAL	13.873,46
PE	261160	PERNAMBUCO	ESTADUAL	34.750.290,52
PE	260005	ABREU E LIMA	MUNICIPAL	211.870,58
PE	260010	AFOGADOS DA INGAZEIRA	MUNICIPAL	114.019,74
PE	260020	AFRANIO	MUNICIPAL	96.919,36
PE	260030	AGRESTINA	MUNICIPAL	145.332,17
PE	260040	AGUA PRETA	MUNICIPAL	179.918,52
PE	260050	AGUAS BELAS	MUNICIPAL	236.620,55
PE	260060	ALAGOINHA	MUNICIPAL	96.639,62
PE	260070	ALIANCA	MUNICIPAL	158.205,63
PE	260080	ALTINHO	MUNICIPAL	144.917,11
PE	260090	AMARAJI	MUNICIPAL	105.308,62
PE	260100	ANGELIM	MUNICIPAL	96.130,10



PE	260105	ARACOIABA	MUNICIPAL	101.315,84
PE	260110	ARARIPINA	MUNICIPAL	114.668,34
PE	260120	ARCOVERDE	MUNICIPAL	198.101,05
PE	260130	BARRA DE GUABIRABA	MUNICIPAL	111.274,09
PE	260140	BARREIROS	MUNICIPAL	201.783,10
PE	260150	BELEM DE MARIA	MUNICIPAL	83.693,92
PE	260160	BELEM DE SAO FRANCISCO	MUNICIPAL	98.702,20
PE	260170	BELO JARDIM	MUNICIPAL	230.363,98
PE	260180	BETANIA	MUNICIPAL	65.387,03
PE	260190	BEZERROS	MUNICIPAL	264.183,45
PE	260200	BODOCO	MUNICIPAL	117.643,47
PE	260210	BOM CONSELHO	MUNICIPAL	194.867,83
PE	260220	BOM JARDIM	MUNICIPAL	133.935,60
PE	260230	BONITO	MUNICIPAL	170.321,06
PE	260240	BREJAO	MUNICIPAL	41.169,02
PE	260250	BREJINHO	MUNICIPAL	67.391,25
PE	260260	BREJO DA MADRE DE DEUS	MUNICIPAL	251.191,86
PE	260270	BUENOS AIRES	MUNICIPAL	110.696,82
PE	260280	BUIQUE	MUNICIPAL	271.030,33
PE	260290	CABO DE SANTO AGOSTINHO	MUNICIPAL	483.602,40
PE	260300	CABROBO	MUNICIPAL	144.002,63
PE	260310	CACHOEIRINHA	MUNICIPAL	111.694,25
PE	260320	CAETES	MUNICIPAL	150.274,32
PE	260330	CALCADO	MUNICIPAL	95.898,76
PE	260340	CALUMBI	MUNICIPAL	61.474,08
PE	260345	CAMARAGIBE	MUNICIPAL	454.809,06
PE	260350	CAMOCIM DE SAO FELIX	MUNICIPAL	103.935,02
PE	260360	CAMUTANGA	MUNICIPAL	65.426,85
PE	260370	CANHOTINHO	MUNICIPAL	155.300,69
PE	260380	CAPOEIRAS	MUNICIPAL	127.635,06
PE	260390	CARNAIBA	MUNICIPAL	136.651,89
PE	260392	CARNAUBEIRA DA PENHA	MUNICIPAL	66.534,01
PE	260400	CARPINA	MUNICIPAL	148.965,80
PE	260410	CARUARU	MUNICIPAL	1.022.961,44
PE	260415	CASINHAS	MUNICIPAL	146.595,19
PE	260420	CATENDE	MUNICIPAL	62.093,58
PE	260430	CEDRO	MUNICIPAL	74.258,41
PE	260440	CHA DE ALEGRIA	MUNICIPAL	65.824,47
PE	260450	CHA GRANDE	MUNICIPAL	111.241,65
PE	260460	CONDADO	MUNICIPAL	114.072,59
PE	260470	CORRENTES	MUNICIPAL	141.935,96
PE	260480	CORTES	MUNICIPAL	91.940,36
PE	260490	CUMARU	MUNICIPAL	178.092,16
PE	260500	CUPIRA	MUNICIPAL	109.012,51
PE	260510	CUSTODIA	MUNICIPAL	170.133,10
PE	260515	DORMENTES	MUNICIPAL	72.530,48
PE	260520	ESCADA	MUNICIPAL	176.477,88
PE	260530	EXU	MUNICIPAL	134.241,59
PE	260540	FEIRA NOVA	MUNICIPAL	88.617,71
PE	260550	FERREIROS	MUNICIPAL	63.216,40
PE	260560	FLORES	MUNICIPAL	90.805,75
PE	260570	FLORESTA	MUNICIPAL	194.500,20



PE	260580	FREI MIGUELINHO	MUNICIPAL	79.649,51
PE	260590	GAMELEIRA	MUNICIPAL	83.418,63
PE	260600	GARANHUNS	MUNICIPAL	310.399,44
PE	260610	GLORIA DO GOITA	MUNICIPAL	96.900,35
PE	260630	GRANITO	MUNICIPAL	44.073,07
PE	260640	GRAVATA	MUNICIPAL	295.767,04
PE	260650	IATI	MUNICIPAL	117.205,46
PE	260660	IBIMIRIM	MUNICIPAL	146.047,12
PE	260670	IBIRAJUBA	MUNICIPAL	93.081,91
PE	260680	IGARASSU	MUNICIPAL	285.655,53
PE	260690	IGUARACY	MUNICIPAL	70.548,77
PE	260760	ILHA DE ITAMARACA	MUNICIPAL	141.719,74
PE	260700	INAJA	MUNICIPAL	145.257,55
PE	260710	INGAZEIRA	MUNICIPAL	44.886,04
PE	260730	IPUBI	MUNICIPAL	276.058,63
PE	260740	ITACURUBA	MUNICIPAL	76.205,14
PE	260750	ITAIBA	MUNICIPAL	110.746,03
PE	260765	ITAMBE	MUNICIPAL	221.046,98
PE	260770	ITAPETIM	MUNICIPAL	110.651,70
PE	260775	ITAPISSUMA	MUNICIPAL	149.894,80
PE	260780	ITAQUITINGA	MUNICIPAL	112.181,64
PE	260790	JABOATAO DOS GUARARAPES	MUNICIPAL	1.233.645,38
PE	260795	JAQUEIRA	MUNICIPAL	70.120,05
PE	260800	JATAUBA	MUNICIPAL	177.983,46
PE	260805	JATOBA	MUNICIPAL	97.769,89
PE	260810	JOAO ALFREDO	MUNICIPAL	153.314,27
PE	260820	JOAQUIM NABUCO	MUNICIPAL	73.712,75
PE	260825	JUCATI	MUNICIPAL	75.040,28
PE	260830	JUPI	MUNICIPAL	119.478,55
PE	260840	JUREMA	MUNICIPAL	129.643,36
PE	260850	LAGOA DE ITAENGA	MUNICIPAL	89.384,02
PE	260845	LAGOA DO CARRO	MUNICIPAL	108.677,78
PE	260860	LAGOA DO OURO	MUNICIPAL	104.441,82
PE	260875	LAGOA GRANDE	MUNICIPAL	167.975,45
PE	260880	LAJEDO	MUNICIPAL	216.383,42
PE	260890	LIMOEIRO	MUNICIPAL	145.985,54
PE	260900	MACAPARANA	MUNICIPAL	148.003,10
PE	260910	MACHADOS	MUNICIPAL	98.479,75
PE	260915	MANARI	MUNICIPAL	123.165,38
PE	260920	MARAIAL	MUNICIPAL	90.406,53
PE	260930	MIRANDIBA	MUNICIPAL	76.932,37
PE	261430	MOREILANDIA	MUNICIPAL	58.486,91
PE	260940	MORENO	MUNICIPAL	163.953,74
PE	260950	NAZARE DA MATA	MUNICIPAL	96.109,76
PE	260960	OLINDA	MUNICIPAL	558.172,56
PE	260970	OROBO	MUNICIPAL	171.928,09
PE	260980	OROCO	MUNICIPAL	109.209,81
PE	260990	OURICURI	MUNICIPAL	144.867,56
PE	261000	PALMARES	MUNICIPAL	154.836,08
PE	261010	PALMEIRINA	MUNICIPAL	53.907,10
PE	261020	PANELAS	MUNICIPAL	160.729,56
PE	261030	PARANATAMA	MUNICIPAL	154.709,87



PE	261040	PARNAMIRIM	MUNICIPAL	123.876,88
PE	261050	PASSIRA	MUNICIPAL	143.003,08
PE	261060	PAUDALHO	MUNICIPAL	332.869,61
PE	261070	PAULISTA	MUNICIPAL	240.653,14
PE	261080	PEDRA	MUNICIPAL	149.882,93
PE	261090	PESQUEIRA	MUNICIPAL	376.788,37
PE	261100	PETROLANDIA	MUNICIPAL	179.556,88
PE	261110	PETROLINA	MUNICIPAL	726.777,66
PE	261120	POCAO	MUNICIPAL	97.568,17
PE	261130	POMBOS	MUNICIPAL	86.363,03
PE	261140	PRIMAVERA	MUNICIPAL	63.206,64
PE	261150	QUIPAPA	MUNICIPAL	139.012,66
PE	261153	QUIXABA	MUNICIPAL	5.292,61
PE	261160	RECIFE	MUNICIPAL	2.351.148,57
PE	261170	RIACHO DAS ALMAS	MUNICIPAL	124.118,57
PE	261180	RIBEIRAO	MUNICIPAL	112.585,30
PE	261190	RIO FORMOSO	MUNICIPAL	141.959,89
PE	261200	SAIRE	MUNICIPAL	74.823,65
PE	261210	SALGADINHO	MUNICIPAL	94.430,05
PE	261220	SALGUEIRO	MUNICIPAL	89.716,76
PE	261230	SALOA	MUNICIPAL	77.491,25
PE	261240	SANHARO	MUNICIPAL	114.034,35
PE	261245	SANTA CRUZ	MUNICIPAL	60.068,34
PE	261247	SANTA CRUZ DA BAIXA VERDE	MUNICIPAL	77.770,44
PE	261250	SANTA CRUZ DO CAPIBARIBE	MUNICIPAL	407.673,31
PE	261255	SANTA FILOMENA	MUNICIPAL	72.760,26
PE	261260	SANTA MARIA DA BOA VISTA	MUNICIPAL	191.233,37
PE	261270	SANTA MARIA DO CAMBUCA	MUNICIPAL	83.178,31
PE	261280	SANTA TEREZINHA	MUNICIPAL	89.043,14
PE	261290	SAO BENEDITO DO SUL	MUNICIPAL	86.625,10
PE	261300	SAO BENTO DO UNA	MUNICIPAL	197.141,93
PE	261310	SAO CAITANO	MUNICIPAL	121.606,42
PE	261320	SAO JOAO	MUNICIPAL	159.549,39
PE	261330	SAO JOAQUIM DO MONTE	MUNICIPAL	138.030,13
PE	261340	SAO JOSE DA COROA GRANDE	MUNICIPAL	70.559,39
PE	261350	SAO JOSE DO BELMONTE	MUNICIPAL	259.304,06
PE	261360	SAO JOSE DO EGITO	MUNICIPAL	230.440,08
PE	261370	SAO LOURENCO DA MATA	MUNICIPAL	298.174,70
PE	261380	SAO VICENTE FERRER	MUNICIPAL	101.958,99
PE	261390	SERRA TALHADA	MUNICIPAL	193.403,00
PE	261400	SERRITA	MUNICIPAL	112.385,79
PE	261410	SERTANIA	MUNICIPAL	221.276,01
PE	261420	SIRINHAEM	MUNICIPAL	120.788,45
PE	261440	SOLIDAO	MUNICIPAL	82.974,18
PE	261450	SURUBIM	MUNICIPAL	256.697,21
PE	261460	TABIRA	MUNICIPAL	196.177,76
PE	261470	TACAIMBO	MUNICIPAL	49.831,59
PE	261480	TACARATU	MUNICIPAL	130.758,93
PE	261485	TAMANDARE	MUNICIPAL	148.095,94
PE	261500	TAQUARITINGA DO NORTE	MUNICIPAL	93.434,97
PE	261510	TEREZINHA	MUNICIPAL	69.793,42
PE	261520	TERRA NOVA	MUNICIPAL	52.248,58



PE	261530	TIMBAUBA	MUNICIPAL	240.941,82
PE	261540	TORITAMA	MUNICIPAL	183.694,28
PE	261550	TRACUNHAEM	MUNICIPAL	62.218,56
PE	261560	TRINDADE	MUNICIPAL	150.320,79
PE	261570	TRIUNFO	MUNICIPAL	75.000,97
PE	261580	TUPANATINGA	MUNICIPAL	108.212,39
PE	261590	TUPARETAMA	MUNICIPAL	71.910,77
PE	261600	VENTUROSA	MUNICIPAL	189.024,44
PE	261610	VERDEJANTE	MUNICIPAL	62.203,64
PE	261618	VERTENTE DO LERIO	MUNICIPAL	60.707,44
PE	261620	VERTENTES	MUNICIPAL	128.634,76
PE	261630	VICENCIA	MUNICIPAL	124.447,25
PE	261640	VITORIA DE SANTO ANTAO	MUNICIPAL	298.448,98
PE	261650	XEXEU	MUNICIPAL	94.341,93
PI	221100	PIAUI	ESTADUAL	3.670.818,31
PI	220005	ACAUA	MUNICIPAL	39.724,22
PI	220010	AGRICOLANDIA	MUNICIPAL	100.112,47
PI	220020	AGUA BRANCA	MUNICIPAL	68.621,79
PI	220025	ALAGOINHA DO PIAUI	MUNICIPAL	33.586,84
PI	220027	ALEGRETE DO PIAUI	MUNICIPAL	33.548,24
PI	220030	ALTO LONGA	MUNICIPAL	64.318,98
PI	220040	ALTOS	MUNICIPAL	325.740,36
PI	220045	ALVORADA DO GURGUEIA	MUNICIPAL	47.597,53
PI	220050	AMARANTE	MUNICIPAL	118.410,33
PI	220060	ANGICAL DO PIAUI	MUNICIPAL	86.428,99
PI	220070	ANISIO DE ABREU	MUNICIPAL	65.376,94
PI	220080	ANTONIO ALMEIDA	MUNICIPAL	32.288,75
PI	220090	AROAZES	MUNICIPAL	32.834,38
PI	220095	AROEIRAS DO ITAIM	MUNICIPAL	9.116,76
PI	220100	ARRAIAL	MUNICIPAL	59.308,77
PI	220105	ASSUNCAO DO PIAUI	MUNICIPAL	43.658,20
PI	220110	AVELINO LOPES	MUNICIPAL	52.011,25
PI	220115	BAIXA GRANDE DO RIBEIRO	MUNICIPAL	86.427,98
PI	220117	BARRA D'ALCANTARA	MUNICIPAL	2.122,13
PI	220120	BARRAS	MUNICIPAL	186.383,23
PI	220130	BARREIRAS DO PIAUI	MUNICIPAL	41.567,43
PI	220140	BARRO DURO	MUNICIPAL	72.017,08
PI	220150	BATALHA	MUNICIPAL	88.046,65
PI	220155	BELA VISTA DO PIAUI	MUNICIPAL	18.070,11
PI	220157	BELEM DO PIAUI	MUNICIPAL	9.681,30
PI	220160	BENEDITINOS	MUNICIPAL	66.993,15
PI	220170	BERTOLINIA	MUNICIPAL	63.555,58
PI	220173	BETANIA DO PIAUI	MUNICIPAL	32.239,68
PI	220177	BOA HORA	MUNICIPAL	76.778,94
PI	220180	BOCAINA	MUNICIPAL	45.253,29
PI	220190	BOM JESUS	MUNICIPAL	168.161,40
PI	220191	BOM PRINCIPIO DO PIAUI	MUNICIPAL	55.039,13
PI	220192	BONFIM DO PIAUI	MUNICIPAL	7.109,63
PI	220194	BOQUEIRAO DO PIAUI	MUNICIPAL	43.956,59
PI	220196	BRASILEIRA	MUNICIPAL	65.831,62
PI	220198	BREJO DO PIAUI	MUNICIPAL	22.642,93
PI	220200	BURITI DOS LOPES	MUNICIPAL	21.831,54



PI	220202	BURITI DOS MONTES	MUNICIPAL	33.626,99
PI	220205	CABECEIRAS DO PIAUI	MUNICIPAL	53.778,22
PI	220207	CAJAZEIRAS DO PIAUI	MUNICIPAL	60.258,48
PI	220209	CALDEIRAO GRANDE DO PIAUI	MUNICIPAL	33.572,85
PI	220210	CAMPINAS DO PIAUI	MUNICIPAL	29.415,49
PI	220211	CAMPO ALEGRE DO FIDALGO	MUNICIPAL	20.124,94
PI	220213	CAMPO GRANDE DO PIAUI	MUNICIPAL	22.632,03
PI	220217	CAMPO LARGO DO PIAUI	MUNICIPAL	22.226,12
PI	220220	CAMPO MAIOR	MUNICIPAL	185.776,90
PI	220225	CANAVIEIRA	MUNICIPAL	28.102,94
PI	220230	CANTO DO BURITI	MUNICIPAL	81.198,80
PI	220240	CAPITAO DE CAMPOS	MUNICIPAL	75.849,56
PI	220245	CAPITAO GERVASIO OLIVEIRA	MUNICIPAL	29.464,27
PI	220250	CARACOL	MUNICIPAL	28.215,45
PI	220253	CARAUBAS DO PIAUI	MUNICIPAL	34.814,64
PI	220255	CARIDADE DO PIAUI	MUNICIPAL	38.544,03
PI	220260	CASTELO DO PIAUI	MUNICIPAL	40.460,04
PI	220265	CAXINGO	MUNICIPAL	11.606,01
PI	220270	COCAL	MUNICIPAL	185.705,94
PI	220271	COCAL DE TELHA	MUNICIPAL	27.067,14
PI	220272	COCAL DOS ALVES	MUNICIPAL	33.619,78
PI	220273	COIVARAS	MUNICIPAL	13.548,46
PI	220275	COLONIA DO GURGUEIA	MUNICIPAL	26.833,41
PI	220277	COLONIA DO PIAUI	MUNICIPAL	39.355,67
PI	220280	CONCEICAO DO CANINDE	MUNICIPAL	38.230,68
PI	220285	CORONEL JOSE DIAS	MUNICIPAL	24.791,36
PI	220290	CORRENTE	MUNICIPAL	7.745,10
PI	220300	CRISTALANDIA DO PIAUI	MUNICIPAL	45.279,11
PI	220310	CRISTINO CASTRO	MUNICIPAL	128.525,38
PI	220320	CURIMATA	MUNICIPAL	56.767,61
PI	220323	CURRAIS	MUNICIPAL	33.507,50
PI	220327	CURRAL NOVO DO PIAUI	MUNICIPAL	31.797,58

PI	220325	CURRALINHOS	MUNICIPAL	44.884,89
PI	220330	DEMerval LOBAO	MUNICIPAL	68.739,80
PI	220335	DIRCEU ARCOVERDE	MUNICIPAL	40.118,81
PI	220340	DOM EXPEDITO LOPES	MUNICIPAL	38.825,23
PI	220345	DOM INOCENCIO	MUNICIPAL	49.525,47
PI	220342	DOMINGOS MOURAO	MUNICIPAL	10.220,04
PI	220350	ELESBAO VELOSO	MUNICIPAL	82.482,27
PI	220360	ELISEU MARTINS	MUNICIPAL	35.073,02
PI	220370	ESPERANTINA	MUNICIPAL	57.161,78
PI	220375	FARTURA DO PIAUI	MUNICIPAL	22.388,74
PI	220380	FLORES DO PIAUI	MUNICIPAL	61.254,07
PI	220385	FLORESTA DO PIAUI	MUNICIPAL	33.165,84
PI	220400	FRANCINOPOLIS	MUNICIPAL	11.050,01
PI	220410	FRANCISCO AYRES	MUNICIPAL	46.907,66
PI	220415	FRANCISCO MACEDO	MUNICIPAL	10.580,31
PI	220420	FRANCISCO SANTOS	MUNICIPAL	33.192,85
PI	220430	FRONTEIRAS	MUNICIPAL	76.140,15
PI	220435	GEMINIANO	MUNICIPAL	36.503,68
PI	220440	GILBUES	MUNICIPAL	68.297,16



PI	220450	GUADALUPE	MUNICIPAL	84.693,72
PI	220455	GUARIBAS	MUNICIPAL	9.105,35
PI	220460	HUGO NAPOLEAO	MUNICIPAL	23.431,59
PI	220465	ILHA GRANDE	MUNICIPAL	27.873,23
PI	220470	INHUMA	MUNICIPAL	87.957,39
PI	220480	IPIRANGA DO PIAUI	MUNICIPAL	60.933,76
PI	220490	ISAIAS COELHO	MUNICIPAL	54.824,69
PI	220500	ITAINOPOLIS	MUNICIPAL	49.321,40
PI	220510	ITAUEIRA	MUNICIPAL	114.356,99
PI	220515	JACOBINA DO PIAUI	MUNICIPAL	32.171,67
PI	220520	JAICOS	MUNICIPAL	118.585,32
PI	220525	JARDIM DO MULATO	MUNICIPAL	39.738,07
PI	220527	JATOBA DO PIAUI	MUNICIPAL	27.272,20
PI	220530	JERUMENHA	MUNICIPAL	42.208,46
PI	220540	JOAQUIM PIRES	MUNICIPAL	36.531,68
PI	220545	JOCA MARQUES	MUNICIPAL	28.896,57
PI	220550	JOSE DE FREITAS	MUNICIPAL	216.284,66
PI	220551	JUAZEIRO DO PIAUI	MUNICIPAL	24.069,03
PI	220552	JULIO BORGES	MUNICIPAL	35.654,09
PI	220553	JUREMA	MUNICIPAL	30.841,28
PI	220555	LAGOA ALEGRE	MUNICIPAL	37.823,32
PI	220557	LAGOA DE SAO FRANCISCO	MUNICIPAL	37.745,39
PI	220556	LAGOA DO BARRO DO PIAUI	MUNICIPAL	21.046,32
PI	220558	LAGOA DO PIAUI	MUNICIPAL	30.983,76
PI	220559	LAGOA DO SITIO	MUNICIPAL	23.908,48
PI	220554	LAGOINHA DO PIAUI	MUNICIPAL	23.683,09
PI	220560	LANDRI SALES	MUNICIPAL	43.961,47
PI	220580	LUZILANDIA	MUNICIPAL	43.874,72
PI	220585	MADEIRO	MUNICIPAL	36.633,11
PI	220590	MANOEL EMIDIO	MUNICIPAL	86.221,73
PI	220595	MARCOLANDIA	MUNICIPAL	32.615,36
PI	220600	MARCOS PARENTE	MUNICIPAL	40.330,42
PI	220605	MASSAPE DO PIAUI	MUNICIPAL	25.918,34
PI	220610	MATIAS OLIMPIO	MUNICIPAL	54.585,16
PI	220620	MIGUEL ALVES	MUNICIPAL	143.529,27
PI	220630	MIGUEL LEAO	MUNICIPAL	28.363,57
PI	220635	MILTON BRANDAO	MUNICIPAL	26.355,94
PI	220640	MONSENHOR GIL	MUNICIPAL	80.802,91
PI	220650	MONSENHOR HIPOLITO	MUNICIPAL	62.022,78
PI	220660	MONTE ALEGRE DO PIAUI	MUNICIPAL	90.308,46
PI	220665	MORRO CABECA NO TEMPO	MUNICIPAL	20.961,11
PI	220667	MORRO DO CHAPEU DO PIAUI	MUNICIPAL	29.072,52
PI	220669	MURICI DOS PORTELAS	MUNICIPAL	35.667,39
PI	220670	NAZARE DO PIAUI	MUNICIPAL	55.935,03
PI	220672	NAZARIA	MUNICIPAL	67.772,50
PI	220675	NOSSA SENHORA DE NAZARE	MUNICIPAL	44.342,05
PI	220680	NOSSA SENHORA DOS REMEDIOS	MUNICIPAL	43.538,72
PI	220795	NOVA SANTA RITA	MUNICIPAL	9.467,76
PI	220690	NOVO ORIENTE DO PIAUI	MUNICIPAL	31.877,76
PI	220695	NOVO SANTO ANTONIO	MUNICIPAL	35.560,75
PI	220700	OEIRAS	MUNICIPAL	212.959,55
PI	220710	OLHO D'AGUA DO PIAUI	MUNICIPAL	15.615,29



PI	220720	PADRE MARCOS	MUNICIPAL	32.439,48
PI	220730	PAES LANDIM	MUNICIPAL	26.283,48
PI	220735	PAJEU DO PIAUI	MUNICIPAL	27.113,64
PI	220740	PALMEIRA DO PIAUI	MUNICIPAL	46.017,85
PI	220750	PALMEIRAIS	MUNICIPAL	92.663,57
PI	220755	PAQUETA	MUNICIPAL	24.968,19
PI	220760	PARNAGUA	MUNICIPAL	73.106,98
PI	220770	PARNAIBA	MUNICIPAL	793.532,72
PI	220775	PASSAGEM FRANCA DO PIAUI	MUNICIPAL	32.408,95
PI	220777	PATOS DO PIAUI	MUNICIPAL	14.498,95
PI	220779	PAU D'ARCO DO PIAUI	MUNICIPAL	25.612,89
PI	220780	PAULISTANA	MUNICIPAL	146.171,24
PI	220785	PAVUSSU	MUNICIPAL	15.339,83
PI	220790	PEDRO II	MUNICIPAL	144.014,49
PI	220793	PEDRO LAURENTINO	MUNICIPAL	8.157,78
PI	220800	PICOS	MUNICIPAL	269.038,02
PI	220810	PIMENTEIRAS	MUNICIPAL	55.069,90
PI	220820	PIO IX	MUNICIPAL	112.325,11
PI	220830	PIRACURUCA	MUNICIPAL	240.874,22
PI	220840	PIRIPIRI	MUNICIPAL	314.575,93
PI	220850	PORTO	MUNICIPAL	98.640,84
PI	220855	PORTO ALEGRE DO PIAUI	MUNICIPAL	11.950,91
PI	220860	PRATA DO PIAUI	MUNICIPAL	39.092,54
PI	220865	QUEIMADA NOVA	MUNICIPAL	37.970,58
PI	220870	REDENCAO DO GURGUEIA	MUNICIPAL	65.081,46
PI	220880	REGENERACAO	MUNICIPAL	102.182,10
PI	220885	RIACHO FRIO	MUNICIPAL	36.312,40
PI	220887	RIBEIRA DO PIAUI	MUNICIPAL	13.741,64
PI	220890	RIBEIRO GONCALVES	MUNICIPAL	46.010,56
PI	220900	RIO GRANDE DO PIAUI	MUNICIPAL	60.815,71
PI	220910	SANTA CRUZ DO PIAUI	MUNICIPAL	54.698,78
PI	220915	SANTA CRUZ DOS MILAGRES	MUNICIPAL	24.155,64
PI	220920	SANTA FILOMENA	MUNICIPAL	63.526,52
PI	220930	SANTA LUZ	MUNICIPAL	50.268,78
PI	220937	SANTA ROSA DO PIAUI	MUNICIPAL	38.302,38
PI	220935	SANTANA DO PIAUI	MUNICIPAL	9.208,45
PI	220940	SANTO ANTONIO DE LISBOA	MUNICIPAL	46.509,68
PI	220945	SANTO ANTONIO DOS MILAGRES	MUNICIPAL	7.592,00
PI	220950	SANTO INACIO DO PIAUI	MUNICIPAL	62.495,32
PI	220955	SAO BRAZ DO PIAUI	MUNICIPAL	15.148,28
PI	220960	SAO FELIX DO PIAUI	MUNICIPAL	46.642,14
PI	220965	SAO FRANCISCO DE ASSIS DO PIAUI	MUNICIPAL	27.521,44
PI	220970	SAO FRANCISCO DO PIAUI	MUNICIPAL	54.906,94
PI	220975	SAO GONCALO DO GURGUEIA	MUNICIPAL	34.712,22
PI	220980	SAO GONCALO DO PIAUI	MUNICIPAL	49.068,02
PI	220985	SAO JOAO DA CANABRAVA	MUNICIPAL	36.342,68
PI	220987	SAO JOAO DA FRONTEIRA	MUNICIPAL	17.931,09
PI	220990	SAO JOAO DA SERRA	MUNICIPAL	41.869,20
PI	220997	SAO JOAO DO ARRAIAL	MUNICIPAL	52.288,49
PI	221000	SAO JOAO DO PIAUI	MUNICIPAL	121.608,35
PI	221005	SAO JOSE DO DIVINO	MUNICIPAL	13.091,65
PI	221010	SAO JOSE DO PEIXE	MUNICIPAL	25.562,97



PI	221020	SAO JOSE DO PIAUI	MUNICIPAL	35.562,36
PI	221030	SAO JULIAO	MUNICIPAL	27.740,82
PI	221035	SAO LOURENCO DO PIAUI	MUNICIPAL	13.090,55
PI	221037	SAO LUIS DO PIAUI	MUNICIPAL	18.094,90
PI	221038	SAO MIGUEL DA BAIXA GRANDE	MUNICIPAL	20.401,75
PI	221039	SAO MIGUEL DO FIDALGO	MUNICIPAL	16.151,84
PI	221040	SAO MIGUEL DO TAPUIO	MUNICIPAL	45.376,72
PI	221050	SAO PEDRO DO PIAUI	MUNICIPAL	67.833,61
PI	221060	SAO RAIMUNDO NONATO	MUNICIPAL	51.297,66
PI	221062	SEBASTIAO BARROS	MUNICIPAL	18.524,56
PI	221063	SEBASTIAO LEAL	MUNICIPAL	20.065,59
PI	221065	SIGEFREDO PACHECO	MUNICIPAL	5.358,05
PI	221070	SIMOES	MUNICIPAL	81.468,17
PI	221080	SIMPLICIO MENDES	MUNICIPAL	99.319,04
PI	221090	SOCORRO DO PIAUI	MUNICIPAL	83.821,71
PI	221093	SUSSUAPARA	MUNICIPAL	22.066,99
PI	221095	TAMBORIL DO PIAUI	MUNICIPAL	17.497,11
PI	221097	TANQUE DO PIAUI	MUNICIPAL	26.424,52
PI	221100	TERESINA	MUNICIPAL	981.914,05
PI	221110	UNIAO	MUNICIPAL	214.890,86
PI	221120	URUCUI	MUNICIPAL	73.468,70
PI	221130	VALENCA DO PIAUI	MUNICIPAL	101.122,21
PI	221135	VARZEA BRANCA	MUNICIPAL	12.824,17
PI	221140	VARZEA GRANDE	MUNICIPAL	37.426,24
PI	221150	VERA MENDES	MUNICIPAL	11.337,74
PI	221160	VILA NOVA DO PIAUI	MUNICIPAL	21.713,12
PI	221170	WALL FERRAZ	MUNICIPAL	18.999,30

PR	410690	PARANÁ	ESTADUAL	15.910.188,84
PR	410010	ABATIA	MUNICIPAL	2.845,69
PR	410050	ALTONIA	MUNICIPAL	3.698,47
PR	410080	ALVORADA DO SUL	MUNICIPAL	25.680,60
PR	410090	AMAPORA	MUNICIPAL	25.673,68
PR	410100	AMPERE	MUNICIPAL	4.909,89
PR	410110	ANDIRA	MUNICIPAL	23.263,44
PR	410115	ANGULO	MUNICIPAL	6.972,07
PR	410130	ANTONIO OLINTO	MUNICIPAL	14.766,96
PR	410140	APUCARANA	MUNICIPAL	559.496,97
PR	410165	ARAPUA	MUNICIPAL	4.450,48
PR	410170	ARARUNA	MUNICIPAL	18.665,11
PR	410180	ARAUCARIA	MUNICIPAL	211.925,97
PR	410190	ASSAI	MUNICIPAL	42.242,54
PR	410200	ASSIS CHATEAUBRIAND	MUNICIPAL	12.152,32
PR	410210	ASTORGA	MUNICIPAL	4.187,35
PR	410240	BANDEIRANTES	MUNICIPAL	40.271,64
PR	410250	BARBOSA FERRAZ	MUNICIPAL	32.964,86
PR	410270	BARRA DO JACARE	MUNICIPAL	3.404,69
PR	410260	BARRACAO	MUNICIPAL	5.478,57
PR	410275	BELA VISTA DA CAROBA	MUNICIPAL	7.341,65
PR	410280	BELA VISTA DO PARAISO	MUNICIPAL	27.796,42
PR	410290	BITURUNA	MUNICIPAL	45.235,18
PR	410300	BOA ESPERANCA	MUNICIPAL	766,81



PR	410302	BOA ESPERANCA DO IGUACU	MUNICIPAL	2.331,04
PR	410304	BOA VENTURA DE SAO ROQUE	MUNICIPAL	884,26
PR	410305	BOA VISTA DA APARECIDA	MUNICIPAL	13.210,34
PR	410310	BOCAIUVA DO SUL	MUNICIPAL	454,76
PR	410315	BOM JESUS DO SUL	MUNICIPAL	776,88
PR	410322	BOM SUCESSO DO SUL	MUNICIPAL	3.327,05
PR	410330	BORRAZOPOLIS	MUNICIPAL	16.167,54
PR	410335	BRAGANEY	MUNICIPAL	5.792,10
PR	410337	BRASILANDIA DO SUL	MUNICIPAL	43.270,00
PR	410340	CAFEARA	MUNICIPAL	5.779,51
PR	410347	CAFEZAL DO SUL	MUNICIPAL	19.696,19
PR	410350	CALIFORNIA	MUNICIPAL	2.268,49
PR	410380	CAMBIRA	MUNICIPAL	16.576,30
PR	410390	CAMPINA DA LAGOA	MUNICIPAL	4.600,95
PR	410405	CAMPO BONITO	MUNICIPAL	7.971,06
PR	410430	CAMPO MOURAO	MUNICIPAL	497.632,36
PR	410450	CAPANEMA	MUNICIPAL	7.022,30
PR	410460	CAPITAO LEONIDAS MARQUES	MUNICIPAL	8.874,35
PR	410470	CARLOPOLIS	MUNICIPAL	9.636,62
PR	410480	CASCAVEL	MUNICIPAL	228.532,86
PR	410490	CASTRO	MUNICIPAL	85.394,40
PR	410500	CATANDUVAS	MUNICIPAL	11.119,33
PR	410510	CENTENARIO DO SUL	MUNICIPAL	36.632,35
PR	410540	CHOPINZINHO	MUNICIPAL	104.467,11
PR	410550	CIANORTE	MUNICIPAL	293.188,18
PR	410560	CIDADE GAUCHA	MUNICIPAL	16.872,08
PR	410570	CLEVELANDIA	MUNICIPAL	9.302,67
PR	410580	COLOMBO	MUNICIPAL	182.237,57
PR	410590	COLORADO	MUNICIPAL	287.372,41
PR	410600	CONGONHINHAS	MUNICIPAL	10.818,44
PR	410610	CONSELHEIRO MAIRINCK	MUNICIPAL	9.896,74
PR	410620	CONTENDA	MUNICIPAL	24.980,18
PR	410630	CORBELIA	MUNICIPAL	30.684,26
PR	410640	CORNELIO PROCOPIO	MUNICIPAL	15.577,17
PR	410650	CORONEL VIVIDA	MUNICIPAL	35.027,39
PR	410680	CRUZ MACHADO	MUNICIPAL	15.126,69
PR	410660	CRUZEIRO DO OESTE	MUNICIPAL	39.743,62
PR	410670	CRUZEIRO DO SUL	MUNICIPAL	6.898,25
PR	410685	CRUZMALTINA	MUNICIPAL	7.107,36
PR	410690	CURITIBA	MUNICIPAL	1.645.830,95
PR	410710	DIAMANTE DO NORTE	MUNICIPAL	3.782,34
PR	410712	DIAMANTE DO SUL	MUNICIPAL	6.992,35
PR	410720	DOIS VIZINHOS	MUNICIPAL	73.020,04
PR	410730	DOUTOR CAMARGO	MUNICIPAL	16.891,63
PR	410740	ENEAS MARQUES	MUNICIPAL	919,11
PR	410752	ESPERANCA NOVA	MUNICIPAL	1.138,52
PR	410754	ESPIGAO ALTO DO IGUACU	MUNICIPAL	3.443,10
PR	410755	FAROL	MUNICIPAL	5.105,44
PR	410760	FAXINAL	MUNICIPAL	3.809,60
PR	410773	FERNANDES PINHEIRO	MUNICIPAL	8.896,96
PR	410820	FORMOSA DO OESTE	MUNICIPAL	9.569,76
PR	410830	FOZ DO IGUACU	MUNICIPAL	239.597,69



PR	410845	FOZ DO JORDAO	MUNICIPAL	479,73
PR	410832	FRANCISCO ALVES	MUNICIPAL	38.592,09
PR	410840	FRANCISCO BELTRAO	MUNICIPAL	237.530,53
PR	410850	GENERAL CARNEIRO	MUNICIPAL	28.922,67
PR	410860	GOIOERE	MUNICIPAL	120.993,60
PR	410865	GOIOXIM	MUNICIPAL	17.646,21
PR	410870	GRANDES RIOS	MUNICIPAL	22.411,33
PR	410880	GUAIRA	MUNICIPAL	71.288,56
PR	410890	GUAIRACA	MUNICIPAL	18.224,43
PR	410920	GUARACI	MUNICIPAL	7.630,26
PR	410930	GUARANIACU	MUNICIPAL	8.675,42
PR	410950	GUARAQUECABA	MUNICIPAL	14.116,69
PR	410965	HONORIO SERPA	MUNICIPAL	9.545,93
PR	410970	IBAITI	MUNICIPAL	57.825,73
PR	410980	IBIPORA	MUNICIPAL	7.070,34
PR	410990	ICARAIMA	MUNICIPAL	14.060,54
PR	411000	IGUARACU	MUNICIPAL	2.642,90
PR	411005	IGUATU	MUNICIPAL	1.882,01
PR	411040	INDIANOPOLIS	MUNICIPAL	9.004,52
PR	411060	IPORA	MUNICIPAL	32.529,44
PR	411065	IRACEMA DO OESTE	MUNICIPAL	1.829,04
PR	411090	ITAGUAJE	MUNICIPAL	3.624,22
PR	411095	ITAIPULANDIA	MUNICIPAL	37.387,74
PR	411100	ITAMBARACA	MUNICIPAL	3.469,90
PR	411110	ITAMBE	MUNICIPAL	10.217,26
PR	411120	ITAPEJARA D'OESTE	MUNICIPAL	11.112,17
PR	411125	ITAPERUCU	MUNICIPAL	29.917,82
PR	411130	ITAUNA DO SUL	MUNICIPAL	24.880,02
PR	411170	JABOTI	MUNICIPAL	4.810,23
PR	411180	JACAREZINHO	MUNICIPAL	10.678,51
PR	411200	JAGUARIAIVA	MUNICIPAL	80.437,85
PR	411210	JANDAIA DO SUL	MUNICIPAL	13.313,50
PR	411220	JANIOPOLIS	MUNICIPAL	8.970,09
PR	411230	JAPIRA	MUNICIPAL	9.332,33
PR	411240	JAPURA	MUNICIPAL	5.626,53
PR	411260	JARDIM OLINDA	MUNICIPAL	5.450,73
PR	411290	JUNDIAI DO SUL	MUNICIPAL	4.816,26
PR	411295	JURANDA	MUNICIPAL	26.947,88
PR	411300	JUSSARA	MUNICIPAL	9.659,79
PR	411310	KALORE	MUNICIPAL	14.195,20
PR	411320	LAPA	MUNICIPAL	54.811,16
PR	411325	LARANJAL	MUNICIPAL	4.823,96
PR	411340	LEOPOLIS	MUNICIPAL	4.887,71
PR	411370	LONDRINA	MUNICIPAL	2.328.154,76
PR	411373	LUIZIANA	MUNICIPAL	15.015,55
PR	411375	LUNARDELLI	MUNICIPAL	15.087,89
PR	411380	LUPIONOPOLIS	MUNICIPAL	9.433,02
PR	411390	MALLET	MUNICIPAL	1.416,56
PR	411400	MAMBORE	MUNICIPAL	8.035,10
PR	411420	MANDAGUARI	MUNICIPAL	66.252,61
PR	411430	MANDIRITUBA	MUNICIPAL	9.267,93
PR	411435	MANFRINOPOLIS	MUNICIPAL	2.470,73



PR	411440	MANGUEIRINHA	MUNICIPAL	37.136,58
PR	411450	MANOEL RIBAS	MUNICIPAL	18.325,03
PR	411460	MARECHAL CANDIDO RONDON	MUNICIPAL	53.269,51
PR	411470	MARIA HELENA	MUNICIPAL	14.238,94
PR	411490	MARILANDIA DO SUL	MUNICIPAL	14.300,56
PR	411500	MARILENA	MUNICIPAL	37.212,47
PR	411510	MARILUZ	MUNICIPAL	15.815,43
PR	411520	MARINGA	MUNICIPAL	1.643.236,38
PR	411530	MARIOPOLIS	MUNICIPAL	880,90
PR	411550	MARUMBI	MUNICIPAL	2.331,84
PR	411560	MATELANDIA	MUNICIPAL	339,28
PR	411570	MATINHOS	MUNICIPAL	38.323,16
PR	411573	MATO RICO	MUNICIPAL	4.972,71
PR	411580	MEDIANEIRA	MUNICIPAL	14.738,45
PR	411590	MIRADOR	MUNICIPAL	8.721,64
PR	411605	MISSAL	MUNICIPAL	7.059,34
PR	411630	MUNHOZ DE MELO	MUNICIPAL	8.538,66
PR	411640	NOSSA SENHORA DAS GRACAS	MUNICIPAL	27.125,82
PR	411650	NOVA ALIANCA DO IVAI	MUNICIPAL	7.617,60
PR	411660	NOVA AMERICA DA COLINA	MUNICIPAL	17.817,21
PR	411670	NOVA AURORA	MUNICIPAL	9.992,80
PR	411680	NOVA CANTU	MUNICIPAL	7.876,07
PR	411690	NOVA ESPERANCA	MUNICIPAL	46.391,18
PR	411695	NOVA ESPERANCA DO SUDOESTE	MUNICIPAL	11.553,42
PR	411700	NOVA FATIMA	MUNICIPAL	400,00
PR	411710	NOVA LONDRINA	MUNICIPAL	4.304,32
PR	411720	NOVA OLIMPIA	MUNICIPAL	21.937,14
PR	411725	NOVA PRATA DO IGUACU	MUNICIPAL	3.486,94
PR	411721	NOVA SANTA BARBARA	MUNICIPAL	5.117,99
PR	411722	NOVA SANTA ROSA	MUNICIPAL	1.751,23
PR	411727	NOVA TEBAS	MUNICIPAL	43.790,15
PR	411745	OURO VERDE DO OESTE	MUNICIPAL	1.347,67
PR	411750	PAICANDU	MUNICIPAL	50.528,20
PR	411760	PALMAS	MUNICIPAL	4.312,94
PR	411770	PALMEIRA	MUNICIPAL	58.451,02
PR	411810	PARANACITY	MUNICIPAL	6.592,47
PR	411820	PARANAGUA	MUNICIPAL	4.339,95
PR	411830	PARANAPOEMA	MUNICIPAL	8.783,68
PR	411840	PARANAVAI	MUNICIPAL	64.134,57
PR	411845	PATO BRAGADO	MUNICIPAL	895,41
PR	411850	PATO BRANCO	MUNICIPAL	590.280,74
PR	411860	PAULA FREITAS	MUNICIPAL	2.504,88
PR	411870	PAULO FRONTIN	MUNICIPAL	13.742,42
PR	411880	PEABIRU	MUNICIPAL	19.164,53
PR	411885	PEROBAL	MUNICIPAL	6.870,12
PR	411890	PEROLA	MUNICIPAL	21.586,88
PR	411900	PEROLA D'OESTE	MUNICIPAL	6.431,75
PR	411915	PINHAI	MUNICIPAL	58.101,52
PR	411925	PINHAL DE SAO BENTO	MUNICIPAL	3.872,96
PR	411920	PINHALAO	MUNICIPAL	68,45
PR	411930	PINHAO	MUNICIPAL	22.674,59
PR	411960	PITANGA	MUNICIPAL	19.255,17



PR	411965	PITANGUEIRAS	MUNICIPAL	2.179,84
PR	411970	PLANALTINA DO PARANA	MUNICIPAL	11.718,99
PR	411980	PLANALTO	MUNICIPAL	701,30
PR	411990	PONTA GROSSA	MUNICIPAL	246.258,21
PR	412000	PORECATU	MUNICIPAL	39.147,33
PR	412010	PORTO AMAZONAS	MUNICIPAL	14.208,18
PR	412030	PORTO VITORIA	MUNICIPAL	10.127,23
PR	412035	PRANCHITA	MUNICIPAL	11.595,51
PR	412040	PRESIDENTE CASTELO BRANCO	MUNICIPAL	12.574,38
PR	412050	PRIMEIRO DE MAIO	MUNICIPAL	12.789,47
PR	412060	PRUDENTOPOLIS	MUNICIPAL	8.076,79
PR	412065	QUARTO CENTENARIO	MUNICIPAL	839,15
PR	412080	QUATRO BARRAS	MUNICIPAL	1.987,14
PR	412100	QUERENCIA DO NORTE	MUNICIPAL	1.660,54
PR	412110	QUINTA DO SOL	MUNICIPAL	15.250,28
PR	412125	RAMILANDIA	MUNICIPAL	5.927,12
PR	412130	RANCHO ALEGRE	MUNICIPAL	9.570,51
PR	412150	REBOUCAS	MUNICIPAL	50.416,45
PR	412160	RENASCENCA	MUNICIPAL	5.683,58
PR	412175	RESERVA DO IGUACU	MUNICIPAL	8.151,54
PR	412190	RIBEIRAO DO PINHAL	MUNICIPAL	14.520,38
PR	412200	RIO AZUL	MUNICIPAL	4.005,42
PR	412210	RIO BOM	MUNICIPAL	12.735,44
PR	412230	RIO NEGRO	MUNICIPAL	33.092,87
PR	412250	RONCADOR	MUNICIPAL	16.376,23
PR	412260	RONDON	MUNICIPAL	7.842,30
PR	412280	SALGADO FILHO	MUNICIPAL	2.616,70
PR	412290	SALTO DO ITARARE	MUNICIPAL	2.037,82
PR	412300	SALTO DO LONTRA	MUNICIPAL	26.844,53
PR	412310	SANTA AMELIA	MUNICIPAL	3.735,45
PR	412320	SANTA CECILIA DO PAVAO	MUNICIPAL	15.968,66
PR	412330	SANTA CRUZ DE MONTE CASTELO	MUNICIPAL	8.982,51
PR	412360	SANTA INES	MUNICIPAL	7.012,24
PR	412370	SANTA ISABEL DO IVAI	MUNICIPAL	7.145,82
PR	412380	SANTA IZABEL DO OESTE	MUNICIPAL	5.093,14
PR	412382	SANTA LUCIA	MUNICIPAL	9.802,82
PR	412385	SANTA MARIA DO OESTE	MUNICIPAL	1.582,73
PR	412390	SANTA MARIANA	MUNICIPAL	20.671,16
PR	412402	SANTA TEREZA DO OESTE	MUNICIPAL	12.024,40
PR	412405	SANTA TEREZINHA DE ITAIPU	MUNICIPAL	13.061,34
PR	412420	SANTO ANTONIO DO CAIUA	MUNICIPAL	21.301,09
PR	412430	SANTO ANTONIO DO PARAISO	MUNICIPAL	6.415,91
PR	412440	SANTO ANTONIO DO SUDOESTE	MUNICIPAL	4.742,14
PR	412450	SANTO INACIO	MUNICIPAL	29.044,39
PR	412460	SAO CARLOS DO IVAI	MUNICIPAL	2.682,77
PR	412470	SAO JERONIMO DA SERRA	MUNICIPAL	24.255,17
PR	412480	SAO JOAO	MUNICIPAL	7.230,60
PR	412490	SAO JOAO DO CAIUA	MUNICIPAL	51.997,65
PR	412500	SAO JOAO DO IVAI	MUNICIPAL	36.948,92
PR	412535	SAO JORGE DO PATROCINIO	MUNICIPAL	8.554,50
PR	412520	SAO JORGE D'OESTE	MUNICIPAL	7.019,46
PR	412540	SAO JOSE DA BOA VISTA	MUNICIPAL	21.508,61



PR	412545	SAO JOSE DAS PALMEIRAS	MUNICIPAL	3.762,87
PR	412555	SAO MANOEL DO PARANA	MUNICIPAL	5.122,60
PR	412575	SAO PEDRO DO IGUACU	MUNICIPAL	15.902,41
PR	412580	SAO PEDRO DO IVAI	MUNICIPAL	13.022,41
PR	412620	SAPOPEMA	MUNICIPAL	21.521,68
PR	412625	SARANDI	MUNICIPAL	20.493,31
PR	412627	SAUDADE DO IGUACU	MUNICIPAL	421,45
PR	412630	SENGES	MUNICIPAL	40.362,41
PR	412640	SERTANEJA	MUNICIPAL	28.594,51
PR	412665	SULINA	MUNICIPAL	665,31
PR	412680	TAPEJARA	MUNICIPAL	1.618,10
PR	412720	TERRA BOA	MUNICIPAL	52.917,23
PR	412740	TERRA ROXA	MUNICIPAL	9.960,40
PR	412750	TIBAGI	MUNICIPAL	70,16
PR	412760	TIJUCAS DO SUL	MUNICIPAL	20.646,54
PR	412770	TOLEDO	MUNICIPAL	87.067,08
PR	412780	TOMAZINA	MUNICIPAL	11.586,54
PR	412790	TUNEIRAS DO OESTE	MUNICIPAL	31.124,22
PR	412796	TURVO	MUNICIPAL	10.030,32
PR	412800	UBIRATA	MUNICIPAL	27.924,28
PR	412810	UMUARAMA	MUNICIPAL	1.061.443,23
PR	412820	UNIAO DA VITORIA	MUNICIPAL	62.692,10
PR	412830	UNIFLOR	MUNICIPAL	8.129,62
PR	412840	URAI	MUNICIPAL	7.239,26
PR	412853	VENTANIA	MUNICIPAL	32.093,52
PR	412855	VERA CRUZ DO OESTE	MUNICIPAL	25.734,11
PR	412865	VIRMOND	MUNICIPAL	1.102,25
PR	412870	VITORINO	MUNICIPAL	26.134,16
RJ	330455	RIO DE JANEIRO	ESTADUAL	5.006.802,05
RJ	330010	ANGRA DOS REIS	MUNICIPAL	295.332,29
RJ	330015	APERIBE	MUNICIPAL	69.822,07
RJ	330020	ARARUAMA	MUNICIPAL	958.749,44
RJ	330022	AREAL	MUNICIPAL	61.846,19
RJ	330023	ARMACAO DOS BUZIOS	MUNICIPAL	174.864,79
RJ	330030	BARRA DO PIRAI	MUNICIPAL	419.330,07
RJ	330040	BARRA MANSA	MUNICIPAL	1.049.606,20
RJ	330050	BOM JARDIM	MUNICIPAL	91.131,30
RJ	330060	BOM JESUS DO ITABAPOANA	MUNICIPAL	914.261,74
RJ	330070	CABO FRIO	MUNICIPAL	2.198.358,42
RJ	330090	CAMBUCI	MUNICIPAL	199.901,35
RJ	330100	CAMPOS DOS GOYTACAZES	MUNICIPAL	3.096.277,54
RJ	330110	CANTAGALO	MUNICIPAL	105.883,16
RJ	330115	CARDOSO MOREIRA	MUNICIPAL	9.118,73
RJ	330120	CARMO	MUNICIPAL	132.713,67
RJ	330130	CASIMIRO DE ABREU	MUNICIPAL	339.278,77
RJ	330095	COMENDADOR LEVY GASPARIAN	MUNICIPAL	60.676,07
RJ	330140	CONCEICAO DE MACABU	MUNICIPAL	55.350,97
RJ	330150	CORDEIRO	MUNICIPAL	60.040,12
RJ	330160	DUAS BARRAS	MUNICIPAL	27.433,24
RJ	330180	ENGENHEIRO PAULO DE FRONTIN	MUNICIPAL	39.428,26
RJ	330185	GUAPIMIRIM	MUNICIPAL	550.448,50
RJ	330187	IGUABA GRANDE	MUNICIPAL	161.360,35



RJ	330190	ITABORAI	MUNICIPAL	487.735,19
RJ	330200	ITAGUAI	MUNICIPAL	507.946,34
RJ	330205	ITALVA	MUNICIPAL	4.594,90
RJ	330210	ITAOCARA	MUNICIPAL	175.362,25
RJ	330220	ITAPERUNA	MUNICIPAL	1.963.797,88
RJ	330225	ITATIAIA	MUNICIPAL	203.340,71
RJ	330227	JAPERI	MUNICIPAL	168.178,40
RJ	330230	LAJE DO MURIAE	MUNICIPAL	78.622,36
RJ	330240	MACAE	MUNICIPAL	721.456,68
RJ	330250	MAGE	MUNICIPAL	1.377.152,30
RJ	330260	MANGARATIBA	MUNICIPAL	750.494,23
RJ	330280	MENDES	MUNICIPAL	124.036,79
RJ	330285	MESQUITA	MUNICIPAL	161.335,26
RJ	330300	MIRACEMA	MUNICIPAL	196.569,10
RJ	330310	NATIVIDADE	MUNICIPAL	102.916,51
RJ	330320	NILOPOLIS	MUNICIPAL	476.408,31
RJ	330330	NITEROI	MUNICIPAL	1.786.029,34
RJ	330340	NOVA FRIBURGO	MUNICIPAL	536.774,57
RJ	330350	NOVA IGUACU	MUNICIPAL	320.529,52
RJ	330360	PARACAMBI	MUNICIPAL	9.979,13
RJ	330370	PARAIBA DO SUL	MUNICIPAL	217.222,28
RJ	330390	PETROPOLIS	MUNICIPAL	1.713.875,00
RJ	330395	PINHEIRAL	MUNICIPAL	144.020,75
RJ	330400	PIRAI	MUNICIPAL	298.301,69
RJ	330412	QUATIS	MUNICIPAL	69.250,73
RJ	330414	QUEIMADOS	MUNICIPAL	159.267,85
RJ	330415	QUISSAMA	MUNICIPAL	263.574,62

RJ	330420	RESENDE	MUNICIPAL	1.032.523,42
RJ	330430	RIO BONITO	MUNICIPAL	439.521,77
RJ	330440	RIO CLARO	MUNICIPAL	99.693,18
RJ	330450	RIO DAS FLORES	MUNICIPAL	56.923,76
RJ	330452	RIO DAS OSTRAS	MUNICIPAL	396.355,64
RJ	330455	RIO DE JANEIRO	MUNICIPAL	7.289.191,14
RJ	330460	SANTA MARIA MADALENA	MUNICIPAL	41.222,18
RJ	330470	SANTO ANTONIO DE PADUA	MUNICIPAL	263.342,52
RJ	330480	SAO FIDELIS	MUNICIPAL	217.839,36
RJ	330475	SAO FRANCISCO DE ITABAPOANA	MUNICIPAL	240.079,56
RJ	330490	SAO GONCALO	MUNICIPAL	1.956.890,63
RJ	330500	SAO JOAO DA BARRA	MUNICIPAL	171.252,02
RJ	330510	SAO JOAO DE MERITI	MUNICIPAL	753.903,50
RJ	330513	SAO JOSE DE UBA	MUNICIPAL	65.027,75
RJ	330515	SAO JOSE DO VALE DO RIO PRETO	MUNICIPAL	76.194,97
RJ	330520	SAO PEDRO DA ALDEIA	MUNICIPAL	319.835,10
RJ	330530	SAO SEBASTIAO DO ALTO	MUNICIPAL	65.301,91
RJ	330540	SAPUCAIA	MUNICIPAL	26.323,98
RJ	330555	SEROPEDICA	MUNICIPAL	291.952,89
RJ	330570	SUMIDOURO	MUNICIPAL	55.059,26
RJ	330575	TANGUA	MUNICIPAL	98.782,49
RJ	330580	TERESOPOLIS	MUNICIPAL	697.051,88
RJ	330590	TRAJANO DE MORAES	MUNICIPAL	68.693,08
RJ	330600	TRES RIOS	MUNICIPAL	420.849,06



RJ	330610	VALENCA	MUNICIPAL	653.263,62
RJ	330615	VARRE-SAI	MUNICIPAL	38.123,35
RJ	330620	VASSOURAS	MUNICIPAL	275.175,11
RJ	330630	VOLTA REDONDA	MUNICIPAL	3.515.751,38
RN	240810	RIO GRANDE DO NORTE	ESTADUAL	5.132.770,37
RN	240010	ACARI	MUNICIPAL	29.939,31
RN	240030	AFONSO BEZERRA	MUNICIPAL	58.023,85
RN	240040	AGUA NOVA	MUNICIPAL	17.969,83
RN	240050	ALEXANDRIA	MUNICIPAL	157.501,59
RN	240060	ALMINO AFONSO	MUNICIPAL	76.339,68
RN	240070	ALTO DO RODRIGUES	MUNICIPAL	27.878,55
RN	240080	ANGICOS	MUNICIPAL	76.941,68
RN	240090	ANTONIO MARTINS	MUNICIPAL	54.040,68
RN	240120	ARES	MUNICIPAL	66.083,34
RN	240130	AUGUSTO SEVERO	MUNICIPAL	42.462,76
RN	240140	BAIA FORMOSA	MUNICIPAL	48.351,34
RN	240145	BARAUNA	MUNICIPAL	111.536,68
RN	240150	BARCELONA	MUNICIPAL	35.003,84
RN	240160	BENTO FERNANDES	MUNICIPAL	38.463,83
RN	240170	BOM JESUS	MUNICIPAL	48.171,28
RN	240180	BREJINHO	MUNICIPAL	75.701,55
RN	240185	CAICARA DO NORTE	MUNICIPAL	39.333,56
RN	240190	CAICARA DO RIO DO VENTO	MUNICIPAL	27.999,15
RN	240200	CAICO	MUNICIPAL	231.088,87
RN	240210	CAMPO REDONDO	MUNICIPAL	112.069,92
RN	240220	CANGUARETAMA	MUNICIPAL	228.598,37
RN	240230	CARAUBAS	MUNICIPAL	111.141,24
RN	240240	CARNAUBA DOS DANTAS	MUNICIPAL	28.812,72
RN	240250	CARNAUBAIS	MUNICIPAL	12.588,03
RN	240260	CEARA-MIRIM	MUNICIPAL	282.138,26
RN	240270	CERRO CORA	MUNICIPAL	43.577,82
RN	240280	CORONEL EZEQUIEL	MUNICIPAL	31.851,28
RN	240290	CORONEL JOAO PESSOA	MUNICIPAL	43.740,42
RN	240300	CRUZETA	MUNICIPAL	30.472,40
RN	240310	CURRAIS NOVOS	MUNICIPAL	103.275,58
RN	240320	DOUTOR SEVERIANO	MUNICIPAL	55.718,59
RN	240330	ENCANTO	MUNICIPAL	37.180,40
RN	240340	EQUADOR	MUNICIPAL	63.213,79
RN	240350	ESPIRITO SANTO	MUNICIPAL	78.778,18
RN	240360	EXTREMOZ	MUNICIPAL	16.080,76
RN	240370	FELIPE GUERRA	MUNICIPAL	54.459,10
RN	240380	FLORANIA	MUNICIPAL	70.829,79
RN	240390	FRANCISCO DANTAS	MUNICIPAL	14.334,60
RN	240400	FRUTUOSO GOMES	MUNICIPAL	63.750,88
RN	240420	GOIANINHA	MUNICIPAL	199.548,15
RN	240430	GOVERNADOR DIX-SEPT ROSADO	MUNICIPAL	23.434,49
RN	240440	GROSSOS	MUNICIPAL	120.466,15
RN	240450	GUAMARE	MUNICIPAL	195.911,21
RN	240460	IELMO MARINHO	MUNICIPAL	70.441,35
RN	240480	IPUEIRA	MUNICIPAL	13.002,39
RN	240485	ITAJA	MUNICIPAL	108.205,95
RN	240490	ITAU	MUNICIPAL	43.711,13



RN	240500	JACANA	MUNICIPAL	59.141,21
RN	240510	JANDEIRA	MUNICIPAL	38.749,58
RN	240520	JANDUIS	MUNICIPAL	27.827,86
RN	240530	JANUARIO CICCO	MUNICIPAL	38.435,78
RN	240540	JAPI	MUNICIPAL	49.140,67
RN	240550	JARDIM DE ANGICOS	MUNICIPAL	13.310,32
RN	240560	JARDIM DE PIRANHAS	MUNICIPAL	60.934,21
RN	240570	JARDIM DO SERIDO	MUNICIPAL	77.735,80
RN	240580	JOAO CAMARA	MUNICIPAL	95.546,25
RN	240590	JOAO DIAS	MUNICIPAL	30.621,35
RN	240600	JOSE DA PENHA	MUNICIPAL	52.039,56
RN	240610	JUCURUTU	MUNICIPAL	128.543,37
RN	240615	JUNDIA	MUNICIPAL	57.411,97
RN	240620	LAGOA D'ANTA	MUNICIPAL	54.829,78
RN	240630	LAGOA DE PEDRAS	MUNICIPAL	63.563,31
RN	240640	LAGOA DE VELHOS	MUNICIPAL	39.144,03
RN	240650	LAGOA NOVA	MUNICIPAL	43.791,32
RN	240660	LAGOA SALGADA	MUNICIPAL	76.056,62
RN	240670	LAJES	MUNICIPAL	42.513,39
RN	240680	LAJES PINTADAS	MUNICIPAL	61.515,66
RN	240700	LUIS GOMES	MUNICIPAL	75.257,89
RN	240710	MACAIBA	MUNICIPAL	209.217,70
RN	240725	MAJOR SALES	MUNICIPAL	30.059,58
RN	240730	MARCELINO VIEIRA	MUNICIPAL	41.561,95
RN	240740	MARTINS	MUNICIPAL	45.472,76
RN	240750	MAXARANGUAPE	MUNICIPAL	67.813,34
RN	240760	MESSIAS TARGINO	MUNICIPAL	47.277,10
RN	240770	MONTANHAS	MUNICIPAL	34.442,06
RN	240780	MONTE ALEGRE	MUNICIPAL	158.149,42
RN	240790	MONTE DAS GAMELEIRAS	MUNICIPAL	57.349,59
RN	240800	MOSSORO	MUNICIPAL	1.175.054,48
RN	240810	NATAL	MUNICIPAL	3.632.483,84
RN	240820	NISIA FLORESTA	MUNICIPAL	194.929,80
RN	240830	NOVA CRUZ	MUNICIPAL	221.919,41
RN	240840	OLHO-D'AGUA DO BORGES	MUNICIPAL	46.191,34
RN	240850	OURO BRANCO	MUNICIPAL	22.624,21
RN	240860	PARANA	MUNICIPAL	33.894,57
RN	240870	PARAU	MUNICIPAL	30.013,12
RN	240880	PARAZINHO	MUNICIPAL	67.804,40
RN	240890	PARELHAS	MUNICIPAL	146.808,24
RN	240325	PARNAMIRIM	MUNICIPAL	1.308.794,54
RN	240910	PASSA E FICA	MUNICIPAL	103.202,24
RN	240920	PASSAGEM	MUNICIPAL	21.860,56
RN	240930	PATU	MUNICIPAL	74.881,69
RN	240940	PAU DOS FERROS	MUNICIPAL	162.460,24
RN	240950	PEDRA GRANDE	MUNICIPAL	35.791,06
RN	240960	PEDRA PRETA	MUNICIPAL	37.455,87
RN	240970	PEDRO AVELINO	MUNICIPAL	52.640,58
RN	240980	PEDRO VELHO	MUNICIPAL	91.456,08
RN	240990	PENDENCIAS	MUNICIPAL	85.679,98
RN	241000	PILOES	MUNICIPAL	40.434,57
RN	241010	POCO BRANCO	MUNICIPAL	98.620,40



RN	241020	PORTALEGRE	MUNICIPAL	30.911,46
RN	241025	PORTO DO MANGUE	MUNICIPAL	95.686,61
RN	241040	PUREZA	MUNICIPAL	64.220,53
RN	241050	RAFAEL FERNANDES	MUNICIPAL	29.702,25
RN	241060	RAFAEL GODEIRO	MUNICIPAL	54.843,25
RN	241070	RIACHO DA CRUZ	MUNICIPAL	27.661,70
RN	241080	RIACHO DE SANTANA	MUNICIPAL	25.020,76
RN	241090	RIACHUELO	MUNICIPAL	59.125,92
RN	240895	RIO DO FOGO	MUNICIPAL	153.838,49
RN	241100	RODOLFO FERNANDES	MUNICIPAL	49.176,98
RN	241110	RUY BARBOSA	MUNICIPAL	46.276,00
RN	241120	SANTA CRUZ	MUNICIPAL	202.033,08
RN	240933	SANTA MARIA	MUNICIPAL	69.643,04
RN	241140	SANTANA DO MATOS	MUNICIPAL	67.710,02
RN	241142	SANTANA DO SERIDO	MUNICIPAL	28.224,45
RN	241150	SANTO ANTONIO	MUNICIPAL	80.753,47
RN	241170	SAO BENTO DO TRAIRI	MUNICIPAL	54.191,17
RN	241190	SAO FRANCISCO DO OESTE	MUNICIPAL	10.103,45
RN	241200	SAO GONCALO DO AMARANTE	MUNICIPAL	285.394,40
RN	241210	SAO JOAO DO SABUGI	MUNICIPAL	35.896,85
RN	241220	SAO JOSE DE MIPIBU	MUNICIPAL	228.299,57
RN	241230	SAO JOSE DO CAMPESTRE	MUNICIPAL	71.887,13
RN	241240	SAO JOSE DO SERIDO	MUNICIPAL	32.289,62
RN	241250	SAO MIGUEL	MUNICIPAL	61.578,07
RN	241255	SAO MIGUEL DO GOSTOSO	MUNICIPAL	72.333,37
RN	241260	SAO PAULO DO POTENGI	MUNICIPAL	73.651,72
RN	241270	SAO PEDRO	MUNICIPAL	36.557,94
RN	241280	SAO RAFAEL	MUNICIPAL	45.653,31
RN	241290	SAO TOME	MUNICIPAL	49.469,59
RN	241300	SAO VICENTE	MUNICIPAL	57.400,89
RN	241310	SENADOR ELOI DE SOUZA	MUNICIPAL	54.073,75
RN	241320	SENADOR GEORGINO AVELINO	MUNICIPAL	31.416,57
RN	241030	SERRA CAIADA	MUNICIPAL	67.531,99
RN	241330	SERRA DE SAO BENTO	MUNICIPAL	60.876,47
RN	241335	SERRA DO MEL	MUNICIPAL	26.495,79
RN	241340	SERRA NEGRA DO NORTE	MUNICIPAL	38.434,66
RN	241350	SERRINHA	MUNICIPAL	53.389,58
RN	241355	SERRINHA DOS PINTOS	MUNICIPAL	37.120,23
RN	241360	SEVERIANO MELO	MUNICIPAL	48.066,94
RN	241370	SITIO NOVO	MUNICIPAL	46.711,31
RN	241380	TABOLEIRO GRANDE	MUNICIPAL	30.470,57
RN	241390	TAIPU	MUNICIPAL	49.580,84
RN	241400	TANGARA	MUNICIPAL	95.383,14
RN	241410	TENENTE ANANIAS	MUNICIPAL	74.062,21
RN	241415	TENENTE LAURENTINO CRUZ	MUNICIPAL	49.675,68
RN	241105	TIBAU	MUNICIPAL	35.374,11
RN	241420	TIBAU DO SUL	MUNICIPAL	122.017,37
RN	241430	TIMBAUBA DOS BATISTAS	MUNICIPAL	9.635,00
RN	241440	TOUROS	MUNICIPAL	168.751,48
RN	241445	TRIUNFO POTIGUAR	MUNICIPAL	36.186,78
RN	241450	UMARIZAL	MUNICIPAL	75.972,11
RN	241460	UPANEMA	MUNICIPAL	101.467,51



RN	241475	VENHA-VER	MUNICIPAL	35.601,75
RN	241480	VERA CRUZ	MUNICIPAL	79.688,69
RN	241500	VILA FLOR	MUNICIPAL	31.265,09
RO	110020	RONDÔNIA	ESTADUAL	1.106.347,35
RO	110001	ALTA FLORESTA D'OESTE	MUNICIPAL	63.205,24
RO	110037	ALTO ALEGRE DOS PARECIS	MUNICIPAL	15.871,27
RO	110040	ALTO PARAISO	MUNICIPAL	65.050,11
RO	110034	ALVORADA D'OESTE	MUNICIPAL	50.918,29
RO	110002	ARIQUEMES	MUNICIPAL	364.805,65
RO	110045	BURITIS	MUNICIPAL	34.288,95
RO	110003	CABIXI	MUNICIPAL	32.251,72
RO	110060	CACAULANDIA	MUNICIPAL	6.361,97
RO	110004	CACOAL	MUNICIPAL	492.970,80
RO	110070	CAMPO NOVO DE RONDONIA	MUNICIPAL	14.029,50
RO	110080	CANDEIAS DO JAMARI	MUNICIPAL	107.823,94
RO	110090	CASTANHEIRAS	MUNICIPAL	50.810,87
RO	110005	CEREJEIRAS	MUNICIPAL	110.059,51
RO	110092	CHUPINGUAIA	MUNICIPAL	12.563,45
RO	110006	COLORADO DO OESTE	MUNICIPAL	102.684,39
RO	110008	COSTA MARQUES	MUNICIPAL	47.044,05
RO	110094	CUJUBIM	MUNICIPAL	55.556,47
RO	110009	ESPIGAO D'OESTE	MUNICIPAL	78.213,92
RO	110100	GOVERNADOR JORGE TEIXEIRA	MUNICIPAL	17.872,88
RO	110010	GUAJARA-MIRIM	MUNICIPAL	260.105,90
RO	110110	ITAPUA DO OESTE	MUNICIPAL	44.934,40
RO	110011	JARU	MUNICIPAL	180.202,24
RO	110012	JI-PARANA	MUNICIPAL	583.454,71
RO	110013	MACHADINHO D'OESTE	MUNICIPAL	38.707,61
RO	110120	MINISTRO ANDREAZZA	MUNICIPAL	43.448,87
RO	110130	MIRANTE DA SERRA	MUNICIPAL	50.347,69
RO	110140	MONTE NEGRO	MUNICIPAL	62.933,04
RO	110014	NOVA BRASILANDIA D'OESTE	MUNICIPAL	34.560,88
RO	110033	NOVA MAMORE	MUNICIPAL	31.937,64
RO	110143	NOVA UNIAO	MUNICIPAL	22.991,39
RO	110015	OURO PRETO DO OESTE	MUNICIPAL	120.791,62
RO	110145	PARECIS	MUNICIPAL	23.753,15
RO	110018	PIMENTA BUENO	MUNICIPAL	132.725,54
RO	110146	PIMENTEIRAS DO OESTE	MUNICIPAL	12.697,38
RO	110020	PORTO VELHO	MUNICIPAL	1.321.354,46
RO	110025	PRESIDENTE MEDICI	MUNICIPAL	85.180,95
RO	110147	PRIMAVERA DE RONDONIA	MUNICIPAL	17.720,38
RO	110026	RIO CRESPO	MUNICIPAL	15.841,38
RO	110028	ROLIM DE MOURA	MUNICIPAL	165.313,10
RO	110029	SANTA LUZIA D'OESTE	MUNICIPAL	84.287,21
RO	110148	SAO FELIPE D'OESTE	MUNICIPAL	34.723,96
RO	110149	SAO FRANCISCO DO GUAPORE	MUNICIPAL	35.999,53
RO	110032	SAO MIGUEL DO GUAPORE	MUNICIPAL	69.299,69
RO	110150	SERINGUEIRAS	MUNICIPAL	67.996,38
RO	110155	TEIXEIROPOLIS	MUNICIPAL	21.802,36
RO	110175	VALE DO ANARI	MUNICIPAL	37.029,03
RO	110180	VALE DO PARAISO	MUNICIPAL	24.872,10
RO	110030	VILHENA	MUNICIPAL	490.051,72



RR	140005	ALTO ALEGRE	MUNICIPAL	76.077,24
RR	140002	AMAJARI	MUNICIPAL	57.690,94
RR	140010	BOA VISTA	MUNICIPAL	85.519,34
RR	140015	BONFIM	MUNICIPAL	50.010,78
RR	140017	CANTA	MUNICIPAL	122.608,14
RR	140020	CARACARAI	MUNICIPAL	79.879,36
RR	140023	CAROEBE	MUNICIPAL	27.611,69
RR	140028	IRACEMA	MUNICIPAL	52.631,87
RR	140030	MUCAJAI	MUNICIPAL	81.344,55
RR	140040	NORMANDIA	MUNICIPAL	45.939,13
RR	140045	PACARAIMA	MUNICIPAL	65.287,70
RR	140047	RORAINOPOLIS	MUNICIPAL	84.669,45
RR	140050	SAO JOAO DA BALIZA	MUNICIPAL	42.144,56
RR	140060	SAO LUIZ	MUNICIPAL	31.747,30
RS	431490	RIO GRANDE DO SUL	ESTADUAL	11.203.784,16
RS	430010	AGUDO	MUNICIPAL	4.742,79
RS	430030	ALECRIM	MUNICIPAL	7.398,08
RS	430040	ALEGRETE	MUNICIPAL	152.722,07
RS	430050	ALPESTRE	MUNICIPAL	2.646,08
RS	430055	ALTO ALEGRE	MUNICIPAL	1.896,72
RS	430057	ALTO FELIZ	MUNICIPAL	1.058,98
RS	430060	ALVORADA	MUNICIPAL	426,18
RS	430063	AMARAL FERRADOR	MUNICIPAL	4.711,98
RS	430064	AMETISTA DO SUL	MUNICIPAL	7.327,74
RS	430070	ANTA GORDA	MUNICIPAL	14.329,14
RS	430080	ANTONIO PRADO	MUNICIPAL	32.809,01
RS	430085	ARAMBARE	MUNICIPAL	13.760,94
RS	430100	ARROIO DO MEIO	MUNICIPAL	42.247,67
RS	430107	ARROIO DO PADRE	MUNICIPAL	10.283,00
RS	430120	ARROIO DO TIGRE	MUNICIPAL	19.468,34
RS	430110	ARROIO DOS RATOS	MUNICIPAL	13.907,60
RS	430130	ARROIO GRANDE	MUNICIPAL	55.219,04
RS	430140	ARVOREZINHA	MUNICIPAL	5.029,86
RS	430150	AUGUSTO PESTANA	MUNICIPAL	2.112,74
RS	430155	AUREA	MUNICIPAL	5.042,61
RS	430163	BALNEARIO PINHAL	MUNICIPAL	21.470,87
RS	430190	BARRA DO RIBEIRO	MUNICIPAL	52.703,81
RS	430195	BARRA FUNDA	MUNICIPAL	754,48
RS	430180	BARRACAO	MUNICIPAL	3.146,00
RS	430210	BENTO GONCALVES	MUNICIPAL	633.789,03
RS	430215	BOA VISTA DAS MISSOES	MUNICIPAL	2.931,59
RS	430220	BOA VISTA DO BURICA	MUNICIPAL	4.414,97
RS	430225	BOA VISTA DO SUL	MUNICIPAL	648,48
RS	430230	BOM JESUS	MUNICIPAL	44.132,79
RS	430237	BOM PROGRESSO	MUNICIPAL	5.846,13
RS	430240	BOM RETIRO DO SUL	MUNICIPAL	26.368,63
RS	430245	BOQUEIRAO DO LEAO	MUNICIPAL	17.986,89
RS	430250	BOSSOROCA	MUNICIPAL	634,54
RS	430258	BOZANO	MUNICIPAL	98,71
RS	430270	BUTIA	MUNICIPAL	41.161,71
RS	430280	CACAPAVA DO SUL	MUNICIPAL	7.378,44
RS	430290	CACEQUI	MUNICIPAL	15.340,95



RS	430300	CACHOEIRA DO SUL	MUNICIPAL	287.105,54
RS	430320	CACIQUE DOBLE	MUNICIPAL	3.485,16
RS	430330	CAIBATE	MUNICIPAL	3.777,57
RS	430350	CAMAQUA	MUNICIPAL	103.616,14
RS	430355	CAMARGO	MUNICIPAL	327,88
RS	430360	CAMBARA DO SUL	MUNICIPAL	22.329,91
RS	430380	CAMPINAS DO SUL	MUNICIPAL	9.119,93
RS	430390	CAMPO BOM	MUNICIPAL	150.526,20
RS	430400	CAMPO NOVO	MUNICIPAL	3.051,34
RS	430410	CAMPOS BORGES	MUNICIPAL	6.456,12
RS	430420	CANDELARIA	MUNICIPAL	63.583,30
RS	430430	CANDIDO GODOI	MUNICIPAL	4.974,01
RS	430435	CANDIOTA	MUNICIPAL	12.298,38
RS	430440	CANELA	MUNICIPAL	25.121,78
RS	430450	CANGUCU	MUNICIPAL	7.002,49
RS	430460	CANOAS	MUNICIPAL	1.678.683,91
RS	430470	CARAZINHO	MUNICIPAL	158.198,12
RS	430480	CARLOS BARBOSA	MUNICIPAL	97.138,06
RS	430495	CASEIROS	MUNICIPAL	2.597,76
RS	430500	CATUIPE	MUNICIPAL	6.072,26
RS	430510	CAXIAS DO SUL	MUNICIPAL	1.677.569,25
RS	430511	CENTENARIO	MUNICIPAL	1.494,22
RS	430512	CERRITO	MUNICIPAL	6.040,00
RS	430513	CERRO BRANCO	MUNICIPAL	9.781,92
RS	430515	CERRO GRANDE	MUNICIPAL	3.550,08
RS	430517	CERRO GRANDE DO SUL	MUNICIPAL	2.187,83
RS	430520	CERRO LARGO	MUNICIPAL	8.666,43

RS	430530	CHAPADA	MUNICIPAL	3.455,46
RS	430535	CHARQUEADAS	MUNICIPAL	40.612,72
RS	430540	CHIAPETTA	MUNICIPAL	4.989,36
RS	430543	CHUI	MUNICIPAL	10.808,31
RS	430544	CHUVISCA	MUNICIPAL	6.117,57
RS	430550	CIRIACO	MUNICIPAL	2.863,65
RS	430570	CONDOR	MUNICIPAL	4.333,65
RS	430580	CONSTANTINA	MUNICIPAL	1.082,77
RS	430585	COQUEIROS DO SUL	MUNICIPAL	3.104,88
RS	430595	COTIPORA	MUNICIPAL	715,39
RS	430600	CRISSIUMAL	MUNICIPAL	5.716,62
RS	430605	CRISTAL	MUNICIPAL	10.848,68
RS	430610	CRUZ ALTA	MUNICIPAL	125.891,37
RS	430620	CRUZEIRO DO SUL	MUNICIPAL	19.381,98
RS	430630	DAVID CANABARRO	MUNICIPAL	10.586,59
RS	430635	DEZESSEIS DE NOVEMBRO	MUNICIPAL	4.975,36
RS	430645	DOIS LAJEADOS	MUNICIPAL	30.064,93
RS	430650	DOM FELICIANO	MUNICIPAL	8.251,34
RS	430660	DOM PEDRITO	MUNICIPAL	38.623,16
RS	430670	DONA FRANCISCA	MUNICIPAL	19.995,39
RS	430673	DOUTOR MAURICIO CARDOSO	MUNICIPAL	1.946,48
RS	430675	DOUTOR RICARDO	MUNICIPAL	1.369,23
RS	430680	ENCANTADO	MUNICIPAL	115.938,16
RS	430695	ENTRE RIOS DO SUL	MUNICIPAL	4.831,82



RS	430693	ENTRE-IJUIS	MUNICIPAL	1.627,26
RS	430705	ERNESTINA	MUNICIPAL	6.504,12
RS	430745	ESPERANCA DO SUL	MUNICIPAL	348,24
RS	430755	ESTACAO	MUNICIPAL	211,19
RS	430770	ESTEIO	MUNICIPAL	224.836,03
RS	430780	ESTRELA	MUNICIPAL	132.293,04
RS	430783	EUGENIO DE CASTRO	MUNICIPAL	408,93
RS	430790	FARROUPILHA	MUNICIPAL	233.325,64
RS	430800	FAXINAL DO SOTURNO	MUNICIPAL	733,34
RS	430805	FAXINALZINHO	MUNICIPAL	2.814,68
RS	430810	FELIZ	MUNICIPAL	43.252,67
RS	430820	FLORES DA CUNHA	MUNICIPAL	35.507,47
RS	430830	FONTOURA XAVIER	MUNICIPAL	15.472,68
RS	430840	FORMIGUEIRO	MUNICIPAL	10.371,52
RS	430843	FORQUETINHA	MUNICIPAL	2.099,38
RS	430850	FREDERICO WESTPHALEN	MUNICIPAL	12.092,83
RS	430860	GARIBALDI	MUNICIPAL	200.708,15
RS	430880	GENERAL CAMARA	MUNICIPAL	13.343,26
RS	430900	GIRUA	MUNICIPAL	40.331,78
RS	430910	GRAMADO	MUNICIPAL	42.974,86
RS	430920	GRAVATAI	MUNICIPAL	68.652,48
RS	430925	GUABIJU	MUNICIPAL	6.698,26
RS	430930	GUAIBA	MUNICIPAL	2.150,23
RS	430940	GUAPORE	MUNICIPAL	92.957,79
RS	430957	HERVEIRAS	MUNICIPAL	3.889,41
RS	430960	HORIZONTALINA	MUNICIPAL	2.523,40
RS	430965	HULHA NEGRA	MUNICIPAL	5.784,28
RS	430970	HUMAITA	MUNICIPAL	6.679,56
RS	430980	IBIACA	MUNICIPAL	1.011,40
RS	430990	IBIRAIARAS	MUNICIPAL	1.215,49
RS	431030	ILOPOLIS	MUNICIPAL	15.503,59
RS	431033	IMBE	MUNICIPAL	24.437,24
RS	431040	INDEPENDENCIA	MUNICIPAL	2.587,23
RS	431041	INHACORA	MUNICIPAL	2.404,55
RS	431043	IPE	MUNICIPAL	348,17
RS	431050	IRAI	MUNICIPAL	7.872,65
RS	431055	ITACURUBI	MUNICIPAL	2.265,64
RS	431060	ITAQUI	MUNICIPAL	29.317,47
RS	431065	ITATI	MUNICIPAL	9.155,27
RS	431070	ITATIBA DO SUL	MUNICIPAL	10.976,88
RS	431075	IVORA	MUNICIPAL	1.796,56
RS	431085	JABOTICABA	MUNICIPAL	5.335,98
RS	431087	JACUIZINHO	MUNICIPAL	6.420,95
RS	431112	JAQUIRANA	MUNICIPAL	350,04
RS	431115	JOIA	MUNICIPAL	14.640,45
RS	431123	LAGOA BONITA DO SUL	MUNICIPAL	102,90
RS	431127	LAGOA DOS TRES CANTOS	MUNICIPAL	956,19
RS	431130	LAGOA VERMELHA	MUNICIPAL	10.504,57
RS	431125	LAGOAO	MUNICIPAL	4.375,84
RS	431140	LAJEADO	MUNICIPAL	380.947,62
RS	431142	LAJEADO DO BUGRE	MUNICIPAL	5.791,36
RS	431150	LAVRAS DO SUL	MUNICIPAL	9.599,36



RS	431160	LIBERATO SALZANO	MUNICIPAL	2.740,86
RS	431162	LINDOLFO COLLOR	MUNICIPAL	4.364,14
RS	431171	MACAMBARA	MUNICIPAL	7.468,84
RS	431173	MAMPITUBA	MUNICIPAL	3.147,28
RS	431175	MANOEL VIANA	MUNICIPAL	10.930,56
RS	431177	MAQUINE	MUNICIPAL	15.751,85
RS	431190	MARCELINO RAMOS	MUNICIPAL	5.445,18
RS	431198	MARIANA PIMENTEL	MUNICIPAL	10.691,76
RS	431200	MARIANO MORO	MUNICIPAL	5.158,53
RS	431205	MARQUES DE SOUZA	MUNICIPAL	24.234,46
RS	431210	MATA	MUNICIPAL	261,38
RS	431217	MATO QUEIMADO	MUNICIPAL	2.770,77
RS	431225	MINAS DO LEAO	MUNICIPAL	19.903,71
RS	431237	MONTE ALEGRE DOS CAMPOS	MUNICIPAL	3.032,13
RS	431238	MONTE BELO DO SUL	MUNICIPAL	55,80
RS	431240	MONTENEGRO	MUNICIPAL	13.311,92
RS	431244	MORRINHOS DO SUL	MUNICIPAL	555,60
RS	431247	MORRO REUTER	MUNICIPAL	317,74
RS	431260	MUCUM	MUNICIPAL	25.071,08
RS	431275	NOVA ALVORADA	MUNICIPAL	2.015,36
RS	431280	NOVA ARACA	MUNICIPAL	2.569,47
RS	431290	NOVA BASSANO	MUNICIPAL	20.883,74
RS	431295	NOVA BOA VISTA	MUNICIPAL	2.082,35
RS	431300	NOVA BRESCIA	MUNICIPAL	10.867,84
RS	431303	NOVA ESPERANCA DO SUL	MUNICIPAL	3.438,92
RS	431320	NOVA PETROPOLIS	MUNICIPAL	44.786,57
RS	431330	NOVA PRATA	MUNICIPAL	114.799,57
RS	431333	NOVA RAMADA	MUNICIPAL	153,86
RS	431335	NOVA ROMA DO SUL	MUNICIPAL	57,72
RS	431337	NOVA SANTA RITA	MUNICIPAL	13.340,72
RS	431349	NOVO BARREIRO	MUNICIPAL	10.445,50
RS	431339	NOVO CABRAIS	MUNICIPAL	2.891,76
RS	431340	NOVO HAMBURGO	MUNICIPAL	1.063.416,86
RS	431344	NOVO TIRADENTES	MUNICIPAL	3.666,55
RS	431346	NOVO XINGU	MUNICIPAL	327,41
RS	431350	OSORIO	MUNICIPAL	48.402,39
RS	431360	PAIM FILHO	MUNICIPAL	2.438,86
RS	431390	PANAMBI	MUNICIPAL	32.667,84
RS	431400	PARAI	MUNICIPAL	11.594,10
RS	431402	PARAISO DO SUL	MUNICIPAL	4.610,48
RS	431405	PAROBE	MUNICIPAL	35.121,08
RS	431406	PASSA SETE	MUNICIPAL	951,48
RS	431407	PASSO DO SOBRADO	MUNICIPAL	2.686,40
RS	431410	PASSO FUNDO	MUNICIPAL	3.195,50
RS	431415	PAVERAMA	MUNICIPAL	5.380,35
RS	431417	PEDRAS ALTAS	MUNICIPAL	2.757,39
RS	431440	PELOTAS	MUNICIPAL	2.079.841,67
RS	431445	PINHAL	MUNICIPAL	289,50
RS	431446	PINHAL DA SERRA	MUNICIPAL	1.421,28
RS	431447	PINHAL GRANDE	MUNICIPAL	4.390,45
RS	431449	PINHEIRINHO DO VALE	MUNICIPAL	6.280,26
RS	431450	PINHEIRO MACHADO	MUNICIPAL	9.112,73



RS	431454	PINTO BANDEIRA	MUNICIPAL	674,22
RS	431455	PIRAPO	MUNICIPAL	2.808,28
RS	431460	PIRATINI	MUNICIPAL	3.335,55
RS	431470	PLANALTO	MUNICIPAL	16.109,89
RS	431477	PONTAO	MUNICIPAL	6.264,79
RS	431490	PORTO ALEGRE	MUNICIPAL	1.455.398,20
RS	431500	PORTO LUCENA	MUNICIPAL	1.143,12
RS	431513	POUSO NOVO	MUNICIPAL	1.928,88
RS	431515	PROGRESSO	MUNICIPAL	12.114,15
RS	431520	PUTINGA	MUNICIPAL	9.797,21
RS	431530	QUARAI	MUNICIPAL	140.346,74
RS	431531	QUATRO IRMAOS	MUNICIPAL	1.317,77
RS	431540	REDENTORA	MUNICIPAL	402,12
RS	431550	RESTINGA SECA	MUNICIPAL	20.845,51
RS	431555	RIO DOS INDIOS	MUNICIPAL	2.136,16
RS	431560	RIO GRANDE	MUNICIPAL	383.461,38
RS	431570	RIO PARDO	MUNICIPAL	20.397,44
RS	431575	RIOZINHO	MUNICIPAL	3.804,22
RS	431580	ROCA SALES	MUNICIPAL	16.254,33
RS	431590	RODEIO BONITO	MUNICIPAL	17.106,82
RS	431600	ROLANTE	MUNICIPAL	10.445,64
RS	431610	RONDA ALTA	MUNICIPAL	3.616,51
RS	431630	ROQUE GONZALES	MUNICIPAL	3.858,02
RS	431642	SAGRADA FAMILIA	MUNICIPAL	4.041,86
RS	431643	SALDANHA MARINHO	MUNICIPAL	7.630,38
RS	431647	SALVADOR DAS MISSOES	MUNICIPAL	1.340,19
RS	431650	SALVADOR DO SUL	MUNICIPAL	1.943,62
RS	431670	SANTA BARBARA DO SUL	MUNICIPAL	1.822,10
RS	431673	SANTA CECILIA DO SUL	MUNICIPAL	1.757,84
RS	431680	SANTA CRUZ DO SUL	MUNICIPAL	187.443,74
RS	431690	SANTA MARIA	MUNICIPAL	142.058,41
RS	431695	SANTA MARIA DO HERVAL	MUNICIPAL	1.809,82
RS	431720	SANTA ROSA	MUNICIPAL	260.184,86
RS	431730	SANTA VITORIA DO PALMAR	MUNICIPAL	47.940,90
RS	431710	SANT'ANA DO LIVRAMENTO	MUNICIPAL	187.802,03
RS	431740	SANTIAGO	MUNICIPAL	13.892,38
RS	431750	SANTO ANGELO	MUNICIPAL	22.880,14
RS	431770	SANTO ANTONIO DAS MISSOES	MUNICIPAL	5.838,63
RS	431775	SANTO ANTONIO DO PLANALTO	MUNICIPAL	478,20
RS	431780	SANTO AUGUSTO	MUNICIPAL	1.409,87
RS	431790	SANTO CRISTO	MUNICIPAL	3.705,18
RS	431800	SAO BORJA	MUNICIPAL	181.762,15
RS	431805	SAO DOMINGOS DO SUL	MUNICIPAL	824,46
RS	431810	SAO FRANCISCO DE ASSIS	MUNICIPAL	16.505,07
RS	431820	SAO FRANCISCO DE PAULA	MUNICIPAL	17.755,56
RS	431830	SAO GABRIEL	MUNICIPAL	81.139,00
RS	431840	SAO JERONIMO	MUNICIPAL	18.109,84
RS	431842	SAO JOAO DA URTIGA	MUNICIPAL	1.443,92
RS	431849	SAO JOSE DO INHACORA	MUNICIPAL	1.618,98
RS	431850	SAO JOSE DO NORTE	MUNICIPAL	99.003,45
RS	431860	SAO JOSE DO OURO	MUNICIPAL	3.777,24
RS	431861	SAO JOSE DO SUL	MUNICIPAL	206,69



RS	431862	SAO JOSE DOS AUSENTES	MUNICIPAL	6.076,15
RS	431880	SAO LOURENCO DO SUL	MUNICIPAL	54.673,23
RS	431900	SAO MARCOS	MUNICIPAL	36.764,67
RS	431920	SAO NICOLAU	MUNICIPAL	21.641,24
RS	431936	SAO PEDRO DAS MISSOES	MUNICIPAL	4.339,78
RS	431940	SAO PEDRO DO SUL	MUNICIPAL	15.469,33
RS	431960	SAO SEPE	MUNICIPAL	11.749,18
RS	431970	SAO VALENTIM	MUNICIPAL	6.372,64
RS	431990	SAPIRANGA	MUNICIPAL	44.476,39
RS	432000	SAPUCAIA DO SUL	MUNICIPAL	169.981,79
RS	432010	SARANDI	MUNICIPAL	26.117,59
RS	432020	SEBERI	MUNICIPAL	4.733,94
RS	432035	SENTINELA DO SUL	MUNICIPAL	15.828,13
RS	432040	SERAFINA CORREA	MUNICIPAL	25.124,28
RS	432045	SERIO	MUNICIPAL	7.098,91
RS	432050	SERTAO	MUNICIPAL	5.665,98
RS	432055	SERTAO SANTANA	MUNICIPAL	14.996,72
RS	432060	SEVERIANO DE ALMEIDA	MUNICIPAL	922,98
RS	432065	SILVEIRA MARTINS	MUNICIPAL	188,44
RS	432067	SINIMBU	MUNICIPAL	19.799,06
RS	432070	SOBRADINHO	MUNICIPAL	9.687,92
RS	432080	SOLEDADE	MUNICIPAL	42.551,38
RS	432090	TAPEJARA	MUNICIPAL	12.210,50
RS	432100	TAPERA	MUNICIPAL	4.016,76
RS	432110	TAPES	MUNICIPAL	7.539,16
RS	432130	TAQUARI	MUNICIPAL	71.934,44
RS	432132	TAQUARUCU DO SUL	MUNICIPAL	10.361,70
RS	432140	TENENTE PORTELA	MUNICIPAL	4.552,99
RS	432145	TEUTONIA	MUNICIPAL	74.796,26
RS	432146	TIO HUGO	MUNICIPAL	1.780,44
RS	432147	TIRADENTES DO SUL	MUNICIPAL	274,18
RS	432160	TRAMANDAI	MUNICIPAL	82.589,61
RS	432162	TRAVESSEIRO	MUNICIPAL	406,28
RS	432163	TRES ARROIOS	MUNICIPAL	11.735,75
RS	432166	TRES CACHOEIRAS	MUNICIPAL	11.418,67
RS	432180	TRES DE MAIO	MUNICIPAL	2.523,97
RS	432183	TRES FORQUILHAS	MUNICIPAL	2.392,80
RS	432185	TRES PALMEIRAS	MUNICIPAL	10.836,34
RS	432195	TRINDADE DO SUL	MUNICIPAL	15.224,91
RS	432210	TUCUNDUVA	MUNICIPAL	3.250,50
RS	432215	TUNAS	MUNICIPAL	5.419,39
RS	432220	TUPANCIRETA	MUNICIPAL	10.741,08
RS	432230	TUPARENDI	MUNICIPAL	4.060,19
RS	432235	UNIAO DA SERRA	MUNICIPAL	2.070,04
RS	432237	UNISTALDA	MUNICIPAL	5.013,53
RS	432250	VACARIA	MUNICIPAL	273.546,91
RS	432254	VALE REAL	MUNICIPAL	1.772,31
RS	432255	VANINI	MUNICIPAL	196,40
RS	432260	VENANCIO AIRES	MUNICIPAL	77.276,56
RS	432280	VERANOPOLIS	MUNICIPAL	102.634,90
RS	432290	VIADUTOS	MUNICIPAL	1.751,44
RS	432300	VIAMAO	MUNICIPAL	85.727,77



RS	432310	VICENTE DUTRA	MUNICIPAL	4.825,85
RS	432320	VICTOR GRAEFF	MUNICIPAL	1.994,70
RS	432340	VILA MARIA	MUNICIPAL	3.445,38
RS	432345	VILA NOVA DO SUL	MUNICIPAL	2.654,46
RS	432350	VISTA ALEGRE	MUNICIPAL	4.483,66
RS	432360	VISTA ALEGRE DO PRATA	MUNICIPAL	899,34
RS	432370	VISTA GAUCHA	MUNICIPAL	525,87
RS	432375	VITORIA DAS MISSOES	MUNICIPAL	1.415,50

SC	420540	SANTA CATARINA	ESTADUAL	8.806.085,24
SC	420005	ABDON BATISTA	MUNICIPAL	2.183,20
SC	420020	AGROLANDIA	MUNICIPAL	4.613,32
SC	420030	AGRONOMICA	MUNICIPAL	2.109,17
SC	420055	AGUAS FRIAS	MUNICIPAL	360,73
SC	420070	ALFREDO WAGNER	MUNICIPAL	17.206,03
SC	420080	ANCHIETA	MUNICIPAL	609,56
SC	420100	ANITA GARIBALDI	MUNICIPAL	12.576,27
SC	420110	ANITAPOLIS	MUNICIPAL	6.597,51
SC	420120	ANTONIO CARLOS	MUNICIPAL	8.452,26
SC	420125	APIUNA	MUNICIPAL	10.237,13
SC	420130	ARAQUARI	MUNICIPAL	8.632,44
SC	420150	ARMAZEM	MUNICIPAL	6.114,35
SC	420195	BALNEARIO ARROIO DO SILVA	MUNICIPAL	26.132,10
SC	420205	BALNEARIO BARRA DO SUL	MUNICIPAL	22.918,13
SC	420207	BALNEARIO GAIVOTA	MUNICIPAL	41.039,67
SC	420213	BELA VISTA DO TOLDO	MUNICIPAL	22.364,74
SC	420230	BIGUACU	MUNICIPAL	195.138,05
SC	420240	BLUMENAU	MUNICIPAL	465.067,33
SC	420250	BOM JARDIM DA SERRA	MUNICIPAL	15.674,82
SC	420260	BOM RETIRO	MUNICIPAL	16.559,83
SC	420270	BOTUVERA	MUNICIPAL	146,19
SC	420280	BRACO DO NORTE	MUNICIPAL	26.148,54
SC	420290	BRUSQUE	MUNICIPAL	371.406,68
SC	420315	CALMON	MUNICIPAL	14.113,64
SC	420320	CAMBORIU	MUNICIPAL	2.536,31
SC	420340	CAMPO BELO DO SUL	MUNICIPAL	5.248,86
SC	420370	CANELINHA	MUNICIPAL	13.619,46
SC	420380	CANOINHAS	MUNICIPAL	206.821,07
SC	420395	CAPIVARI DE BAIXO	MUNICIPAL	18.245,02
SC	420400	CATANDUVAS	MUNICIPAL	12.499,68
SC	420417	CERRO NEGRO	MUNICIPAL	6.658,64
SC	420425	COCAL DO SUL	MUNICIPAL	22.484,29
SC	420430	CONCORDIA	MUNICIPAL	206.505,41
SC	420450	CORUPA	MUNICIPAL	1.209,62
SC	420460	CRICIUMA	MUNICIPAL	46.182,50
SC	420480	CURITIBANOS	MUNICIPAL	7.382,72
SC	420490	DESCANSO	MUNICIPAL	1.546,50
SC	420500	DIONISIO CERQUEIRA	MUNICIPAL	49.651,45
SC	420510	DONA EMMA	MUNICIPAL	1.263,78
SC	420515	DOUTOR PEDRINHO	MUNICIPAL	2.017,60
SC	420519	ERMO	MUNICIPAL	3.928,42
SC	420520	ERVAL VELHO	MUNICIPAL	776,68



SC	420545	FORQUILHINHA	MUNICIPAL	15.826,14
SC	420550	FRAIBURGO	MUNICIPAL	12.612,44
SC	420570	GAROPABA	MUNICIPAL	384,19
SC	420580	GARUVA	MUNICIPAL	23.940,23
SC	420610	GRAO PARA	MUNICIPAL	2.813,28
SC	420620	GRAVATAL	MUNICIPAL	25.548,20
SC	420630	GUABIRUBA	MUNICIPAL	4.190,60
SC	420640	GUARACIABA	MUNICIPAL	4.547,30
SC	420650	GUARAMIRIM	MUNICIPAL	23.350,98
SC	420660	GUARUJA DO SUL	MUNICIPAL	5.299,91
SC	420670	HERVAL D'OESTE	MUNICIPAL	10.902,04
SC	420675	IBIAM	MUNICIPAL	1.204,17
SC	420690	IBIRAMA	MUNICIPAL	27.605,36
SC	420720	IMARUI	MUNICIPAL	16.699,42
SC	420740	IMBUIA	MUNICIPAL	19.457,87
SC	420750	INDAIAL	MUNICIPAL	176.429,60
SC	420765	IPORA DO OESTE	MUNICIPAL	252,20
SC	420780	IRANI	MUNICIPAL	4.228,94
SC	420790	IRINEOPOLIS	MUNICIPAL	12.772,86
SC	420810	ITAIOPOLIS	MUNICIPAL	50.857,08
SC	420820	ITAJAI	MUNICIPAL	382.418,94
SC	420830	ITAPEMA	MUNICIPAL	92.101,25
SC	420845	ITAPOA	MUNICIPAL	27.163,89
SC	420870	JACINTO MACHADO	MUNICIPAL	8.015,22
SC	420890	JARAGUA DO SUL	MUNICIPAL	131.009,70
SC	420900	JOACABA	MUNICIPAL	11.135,76
SC	420910	JOINVILLE	MUNICIPAL	46.957,74
SC	420915	JOSE BOITEUX	MUNICIPAL	9.393,80
SC	420930	LAGES	MUNICIPAL	643.409,98
SC	420940	LAGUNA	MUNICIPAL	269.487,82
SC	420950	LAURENTINO	MUNICIPAL	3.768,32
SC	420960	LAURO MULLER	MUNICIPAL	50.705,36
SC	420970	LEBON REGIS	MUNICIPAL	4.359,30
SC	420980	LEOBERTO LEAL	MUNICIPAL	137,22
SC	420990	LONTRAS	MUNICIPAL	18.824,54
SC	421000	LUIZ ALVES	MUNICIPAL	59.411,28
SC	421003	LUZERNA	MUNICIPAL	1.472,16
SC	421010	MAFRA	MUNICIPAL	72.614,09
SC	421030	MAJOR VIEIRA	MUNICIPAL	21.837,85
SC	421050	MARAVILHA	MUNICIPAL	15.006,96
SC	421060	MASSARANDUBA	MUNICIPAL	15.344,82
SC	421080	MELEIRO	MUNICIPAL	2.837,16
SC	421085	MIRIM DOCE	MUNICIPAL	1.145,37
SC	421100	MONDAI	MUNICIPAL	3.648,35
SC	421105	MONTE CARLO	MUNICIPAL	27.664,47
SC	421120	MORRO DA FUMACA	MUNICIPAL	4.391,78
SC	421130	NAVEGANTES	MUNICIPAL	125.406,09
SC	421150	NOVA TRENTO	MUNICIPAL	52.161,08
SC	421160	NOVA VENEZA	MUNICIPAL	28.847,87
SC	421170	ORLEANS	MUNICIPAL	68.614,85
SC	421210	PALMITOS	MUNICIPAL	7.137,01
SC	421220	PAPANDUVA	MUNICIPAL	23.058,73



SC	421240	PEDRAS GRANDES	MUNICIPAL	5.932,77
SC	421270	PETROLANDIA	MUNICIPAL	30.832,83
SC	421300	PINHEIRO PRETO	MUNICIPAL	20,66
SC	421330	PONTE ALTA	MUNICIPAL	9.995,17
SC	421335	PONTE ALTA DO NORTE	MUNICIPAL	784,79
SC	421360	PORTO UNIAO	MUNICIPAL	61.871,52
SC	421380	PRAIA GRANDE	MUNICIPAL	2.330,92
SC	421390	PRESIDENTE CASTELLO BRANCO	MUNICIPAL	1.340,01
SC	421410	PRESIDENTE NEREU	MUNICIPAL	13,38
SC	421420	QUILOMBO	MUNICIPAL	25.380,30
SC	421430	RANCHO QUEIMADO	MUNICIPAL	2.923,86
SC	421450	RIO DO CAMPO	MUNICIPAL	7.699,56
SC	421460	RIO DO OESTE	MUNICIPAL	3.514,34
SC	421480	RIO DO SUL	MUNICIPAL	169.601,56
SC	421470	RIO DOS CEDROS	MUNICIPAL	2.336,64
SC	421490	RIO FORTUNA	MUNICIPAL	13.549,45
SC	421500	RIO NEGRINHO	MUNICIPAL	165.714,57
SC	421510	RODEIO	MUNICIPAL	14.376,78
SC	421520	ROMELANDIA	MUNICIPAL	2.045,94
SC	421535	SALTINHO	MUNICIPAL	555,04
SC	421550	SANTA CECILIA	MUNICIPAL	3.776,38
SC	421565	SANTA ROSA DO SUL	MUNICIPAL	19.648,75
SC	421570	SANTO AMARO DA IMPERATRIZ	MUNICIPAL	122.616,14
SC	421580	SAO BENTO DO SUL	MUNICIPAL	174.869,36
SC	421575	SAO BERNARDINO	MUNICIPAL	2.195,61
SC	421590	SAO BONIFACIO	MUNICIPAL	12.105,35
SC	421610	SAO DOMINGOS	MUNICIPAL	13.573,75
SC	421620	SAO FRANCISCO DO SUL	MUNICIPAL	135.617,15
SC	421630	SAO JOAO BATISTA	MUNICIPAL	73.083,29
SC	421660	SAO JOSE	MUNICIPAL	30.410,32
SC	421670	SAO JOSE DO CEDRO	MUNICIPAL	8.633,56
SC	421680	SAO JOSE DO CERRITO	MUNICIPAL	15.883,23
SC	421700	SAO LUDGERO	MUNICIPAL	6.217,80
SC	421710	SAO MARTINHO	MUNICIPAL	9.427,99
SC	421740	SCHROEDER	MUNICIPAL	1.892,00
SC	421750	SEARA	MUNICIPAL	28.942,86
SC	421760	SIDEROPOLIS	MUNICIPAL	2.559,51
SC	421780	TAIO	MUNICIPAL	877,40
SC	421795	TIGRINHOS	MUNICIPAL	1.377,27
SC	421810	TIMBE DO SUL	MUNICIPAL	10.275,07
SC	421825	TIMBO GRANDE	MUNICIPAL	20.944,37
SC	421830	TRES BARRAS	MUNICIPAL	90.898,23
SC	421840	TREZE DE MAIO	MUNICIPAL	7.297,84
SC	421860	TROMBUDO CENTRAL	MUNICIPAL	3.805,55
SC	421875	TUNAPOLIS	MUNICIPAL	650,48
SC	421880	TURVO	MUNICIPAL	65,96
SC	421890	URUBICI	MUNICIPAL	18.845,85
SC	421900	URUSSANGA	MUNICIPAL	37.886,72
SC	421910	VARGEAO	MUNICIPAL	2.582,73
SC	421917	VARGEM BONITA	MUNICIPAL	378,20
SC	421920	VIDAL RAMOS	MUNICIPAL	544,17
SC	421930	VIDEIRA	MUNICIPAL	5.872,09



SC	421935	VITOR MEIRELES	MUNICIPAL	13.654,97
SC	421940	WITMARSUM	MUNICIPAL	24.169,78
SE	280030	SERGIPE	ESTADUAL	4.622.338,34
SE	280020	AQUIDABA	MUNICIPAL	52.839,30
SE	280050	AREIA BRANCA	MUNICIPAL	45.657,94
SE	280060	BARRA DOS COQUEIROS	MUNICIPAL	26.647,82
SE	280067	BOQUIM	MUNICIPAL	44.341,80
SE	280070	BREJO GRANDE	MUNICIPAL	23.601,55
SE	280100	CAMPO DO BRITO	MUNICIPAL	34.947,22
SE	280110	CANHOPA	MUNICIPAL	14.630,57
SE	280120	CANINDE DE SAO FRANCISCO	MUNICIPAL	139.034,57
SE	280130	CAPELA	MUNICIPAL	77.015,21
SE	280140	CARIRA	MUNICIPAL	62.153,03
SE	280150	CARMOPOLIS	MUNICIPAL	57.781,92
SE	280160	CEDRO DE SAO JOAO	MUNICIPAL	40.563,58
SE	280170	CRISTINAPOLIS	MUNICIPAL	78.616,03
SE	280190	CUMBE	MUNICIPAL	9.400,35
SE	280200	DIVINA PASTORA	MUNICIPAL	25.650,16
SE	280210	ESTANCIA	MUNICIPAL	130.669,22
SE	280220	FEIRA NOVA	MUNICIPAL	17.743,27
SE	280230	FREI PAULO	MUNICIPAL	78.933,11
SE	280240	GARARU	MUNICIPAL	27.082,75
SE	280250	GENERAL MAYNARD	MUNICIPAL	15.082,27
SE	280260	GRACHO CARDOSO	MUNICIPAL	8.872,72
SE	280270	ILHA DAS FLORES	MUNICIPAL	16.067,05
SE	280280	INDIAROBA	MUNICIPAL	31.758,29
SE	280300	ITABAIANINHA	MUNICIPAL	61.755,39
SE	280310	ITABI	MUNICIPAL	1.052,06
SE	280320	ITAPORANGA D'AJUDA	MUNICIPAL	125.047,62
SE	280330	JAPARATUBA	MUNICIPAL	95.125,23
SE	280340	JAPOATA	MUNICIPAL	20.580,39
SE	280350	LAGARTO	MUNICIPAL	328.370,69
SE	280360	LARANJEIRAS	MUNICIPAL	108.080,69
SE	280370	MACAMBIRA	MUNICIPAL	26.894,51
SE	280380	MALHADA DOS BOIS	MUNICIPAL	4.926,88
SE	280390	MALHADOR	MUNICIPAL	28.814,56
SE	280400	MARUIM	MUNICIPAL	34.904,33
SE	280420	MONTE ALEGRE DE SERGIPE	MUNICIPAL	36.632,47
SE	280430	MURIBECA	MUNICIPAL	24.812,80
SE	280440	NEOPOLIS	MUNICIPAL	36.396,15
SE	280445	NOSSA SENHORA APARECIDA	MUNICIPAL	20.251,21
SE	280450	NOSSA SENHORA DA GLORIA	MUNICIPAL	1.970,05
SE	280470	NOSSA SENHORA DE LOURDES	MUNICIPAL	15.823,42
SE	280480	NOSSA SENHORA DO SOCORRO	MUNICIPAL	305.296,86
SE	280500	PEDRA MOLE	MUNICIPAL	20.182,67
SE	280510	PEDRINHAS	MUNICIPAL	19.781,20
SE	280520	PINHAO	MUNICIPAL	19.627,79
SE	280530	PIRAMBU	MUNICIPAL	33.183,71
SE	280540	POCO REDONDO	MUNICIPAL	119.374,72
SE	280550	POCO VERDE	MUNICIPAL	19.007,03
SE	280560	PORTO DA FOLHA	MUNICIPAL	100.281,00
SE	280570	PROPRIA	MUNICIPAL	61.823,99



SE	280580	RIACHAO DO DANTAS	MUNICIPAL	115.273,86
SE	280590	RIACHUELO	MUNICIPAL	27.643,88
SE	280600	RIBEIROPOLIS	MUNICIPAL	21.290,57
SE	280610	ROSARIO DO CATETE	MUNICIPAL	61.839,93
SE	280620	SALGADO	MUNICIPAL	60.641,41
SE	280630	SANTA LUZIA DO ITANHY	MUNICIPAL	34.389,67
SE	280650	SANTA ROSA DE LIMA	MUNICIPAL	29.460,93
SE	280640	SANTANA DO SAO FRANCISCO	MUNICIPAL	16.379,64
SE	280660	SANTO AMARO DAS BROTAS	MUNICIPAL	42.858,01
SE	280690	SAO FRANCISCO	MUNICIPAL	20.187,63
SE	280700	SAO MIGUEL DO ALEIXO	MUNICIPAL	7.501,81
SE	280710	SIMAO DIAS	MUNICIPAL	75.859,33
SE	280720	SIRIRI	MUNICIPAL	22.216,09
SE	280740	TOBIAS BARRETO	MUNICIPAL	75.352,89
SE	280750	TOMAR DO GERU	MUNICIPAL	13.944,83
SE	280760	UMBAUBA	MUNICIPAL	93.297,13
SP	355030	SÃO PAULO	ESTADUAL	15.681.063,36
SP	350010	ADAMANTINA	MUNICIPAL	103.616,12
SP	350020	ADOLFO	MUNICIPAL	36.869,66
SP	350030	AGUAI	MUNICIPAL	145.905,44
SP	350040	AGUAS DA PRATA	MUNICIPAL	50.539,95
SP	350050	AGUAS DE LINDOIA	MUNICIPAL	55.092,30
SP	350055	AGUAS DE SANTA BARBARA	MUNICIPAL	3.169,52
SP	350060	AGUAS DE SAO PEDRO	MUNICIPAL	46.151,28
SP	350070	AGUDOS	MUNICIPAL	78.177,63
SP	350075	ALAMBARI	MUNICIPAL	9.993,08
SP	350080	ALFREDO MARCONDES	MUNICIPAL	2.030,32
SP	350090	ALTAIR	MUNICIPAL	8.522,74
SP	350110	ALTO ALEGRE	MUNICIPAL	24.239,57
SP	350120	ALVARES FLORENCE	MUNICIPAL	23.213,76
SP	350130	ALVARES MACHADO	MUNICIPAL	59.371,04
SP	350140	ALVARO DE CARVALHO	MUNICIPAL	16.511,54
SP	350150	ALVINLANDIA	MUNICIPAL	8.405,02
SP	350160	AMERICANA	MUNICIPAL	4.855,95
SP	350170	AMERICO BRASILIENSE	MUNICIPAL	238.439,05
SP	350180	AMERICO DE CAMPOS	MUNICIPAL	15.497,93
SP	350190	AMPARO	MUNICIPAL	193.745,07
SP	350200	ANALANDIA	MUNICIPAL	10.801,65
SP	350210	ANDRADINA	MUNICIPAL	83.968,22
SP	350220	ANGATUBA	MUNICIPAL	67.010,57
SP	350230	ANHEMBI	MUNICIPAL	10.353,37
SP	350240	ANHUMAS	MUNICIPAL	4.762,20
SP	350250	APARECIDA	MUNICIPAL	18.568,23
SP	350260	APARECIDA D'OESTE	MUNICIPAL	7.007,23
SP	350270	APIAI	MUNICIPAL	134.281,61
SP	350275	ARACARIGUAMA	MUNICIPAL	63.446,87
SP	350300	ARAMINA	MUNICIPAL	6.841,08
SP	350310	ARANDU	MUNICIPAL	25.994,85
SP	350315	ARAPEI	MUNICIPAL	27.888,80
SP	350320	ARARAQUARA	MUNICIPAL	471.309,39
SP	350330	ARARAS	MUNICIPAL	126.299,00
SP	350340	AREALVA	MUNICIPAL	38.570,07



SP	350350	AREIAS	MUNICIPAL	26.472,00
SP	350360	AREIOPOLIS	MUNICIPAL	35.392,14
SP	350380	ARTUR NOGUEIRA	MUNICIPAL	1.706,73
SP	350390	ARUJA	MUNICIPAL	83.131,85
SP	350400	ASSIS	MUNICIPAL	331.531,06
SP	350410	ATIBAIA	MUNICIPAL	77.820,01
SP	350420	AURIFLAMA	MUNICIPAL	35.788,75
SP	350440	AVANHANDAVA	MUNICIPAL	20.034,31
SP	350450	AVARE	MUNICIPAL	167.896,82
SP	350460	BADY BASSITT	MUNICIPAL	24.680,11
SP	350470	BALBINOS	MUNICIPAL	7.524,03
SP	350480	BALSAMO	MUNICIPAL	30.121,98
SP	350490	BANANAL	MUNICIPAL	66.350,62
SP	350500	BARAO DE ANTONINA	MUNICIPAL	1.390,93
SP	350510	BARBOSA	MUNICIPAL	401,44
SP	350520	BARIRI	MUNICIPAL	60.675,90
SP	350530	BARRA BONITA	MUNICIPAL	79.368,85
SP	350535	BARRA DO CHAPEU	MUNICIPAL	21.347,91
SP	350540	BARRA DO TURVO	MUNICIPAL	13.186,05
SP	350550	BARRETOS	MUNICIPAL	369.710,95
SP	350560	BARRINHA	MUNICIPAL	41.404,79
SP	350580	BASTOS	MUNICIPAL	22.449,72
SP	350590	BATATAIS	MUNICIPAL	161.255,00
SP	350610	BEBEDOURO	MUNICIPAL	146.720,71
SP	350620	BENTO DE ABREU	MUNICIPAL	763,35
SP	350630	BERNARDINO DE CAMPOS	MUNICIPAL	53.611,54
SP	350635	BERTIOGA	MUNICIPAL	51.181,87
SP	350640	BILAC	MUNICIPAL	7.357,00
SP	350650	BIRIGUI	MUNICIPAL	122.421,84
SP	350660	BIRITIBA-MIRIM	MUNICIPAL	1.368,04
SP	350670	BOA ESPERANCA DO SUL	MUNICIPAL	32.715,38
SP	350680	BOCAINA	MUNICIPAL	19.084,93
SP	350700	BOITUVA	MUNICIPAL	57.432,47
SP	350715	BOM SUCESSO DE ITARARE	MUNICIPAL	15.003,39
SP	350720	BORA	MUNICIPAL	1.306,17
SP	350730	BORACEIA	MUNICIPAL	2.340,07
SP	350740	BORBOREMA	MUNICIPAL	18.262,18
SP	350745	BOREBI	MUNICIPAL	9.787,01
SP	350750	BOTUCATU	MUNICIPAL	109.728,53
SP	350760	BRAGANCA PAULISTA	MUNICIPAL	181.503,71
SP	350780	BRODOWSKI	MUNICIPAL	56.243,42
SP	350790	BROTAS	MUNICIPAL	56.923,76
SP	350800	BURI	MUNICIPAL	33.393,37
SP	350810	BURITAMA	MUNICIPAL	18.948,02
SP	350820	BURITIZAL	MUNICIPAL	2.110,16
SP	350830	CABRALIA PAULISTA	MUNICIPAL	13.446,37
SP	350840	CABREUVA	MUNICIPAL	34.225,34
SP	350850	CACAPAVA	MUNICIPAL	119.074,95
SP	350860	CACHOEIRA PAULISTA	MUNICIPAL	124.902,08
SP	350870	CACONDE	MUNICIPAL	11.200,71
SP	350880	CAFELANDIA	MUNICIPAL	19.366,90
SP	350910	CAIUA	MUNICIPAL	2.187,85



SP	350925	CAJATI	MUNICIPAL	71.378,25
SP	350930	CAJOBI	MUNICIPAL	78.458,63
SP	350940	CAJURU	MUNICIPAL	66.400,23
SP	350945	CAMPINA DO MONTE ALEGRE	MUNICIPAL	2.936,36
SP	350950	CAMPINAS	MUNICIPAL	233.854,95
SP	350960	CAMPO LIMPO PAULISTA	MUNICIPAL	3.793,28
SP	350970	CAMPOS DO JORDAO	MUNICIPAL	217.551,26
SP	350980	CAMPOS NOVOS PAULISTA	MUNICIPAL	19.129,79

SP	350990	CANANEIA	MUNICIPAL	21.913,13
SP	350995	CANAS	MUNICIPAL	14.597,48
SP	351010	CANDIDO RODRIGUES	MUNICIPAL	18.231,00
SP	351015	CANITAR	MUNICIPAL	2.183,04
SP	351020	CAPAO BONITO	MUNICIPAL	81.940,38
SP	351030	CAPELA DO ALTO	MUNICIPAL	29.626,59
SP	351040	CAPIVARI	MUNICIPAL	30.217,78
SP	351050	CARAGUATATUBA	MUNICIPAL	303.702,30
SP	351060	CARAPICUIBA	MUNICIPAL	363.474,19
SP	351070	CARDOSO	MUNICIPAL	5.172,18
SP	351080	CASA BRANCA	MUNICIPAL	62.263,24
SP	351090	CASSIA DOS COQUEIROS	MUNICIPAL	23.864,98
SP	351100	CASTILHO	MUNICIPAL	22.210,86
SP	351110	CATANDUVA	MUNICIPAL	144.451,29
SP	351140	CERQUEIRA CESAR	MUNICIPAL	30.175,04
SP	351150	CERQUILHO	MUNICIPAL	53.549,90
SP	351160	CESARIO LANGE	MUNICIPAL	32.976,22
SP	351170	CHARQUEADA	MUNICIPAL	29.265,92
SP	351190	CLEMENTINA	MUNICIPAL	6.034,40
SP	351200	COLINA	MUNICIPAL	106.559,32
SP	351210	COLOMBIA	MUNICIPAL	45.231,21
SP	351220	CONCHAL	MUNICIPAL	64.291,79
SP	351230	CONCHAS	MUNICIPAL	25.009,58
SP	351250	COROADOS	MUNICIPAL	7.875,44
SP	351270	CORUMBATAI	MUNICIPAL	1.073,92
SP	351290	COSMORAMA	MUNICIPAL	21.535,50
SP	351300	COTIA	MUNICIPAL	284.346,92
SP	351310	CRAVINHOS	MUNICIPAL	122.927,87
SP	351320	CRISTAIS PAULISTA	MUNICIPAL	6.751,25
SP	351330	CRUZALIA	MUNICIPAL	7.293,30
SP	351340	CRUZEIRO	MUNICIPAL	426.407,89
SP	351360	CUNHA	MUNICIPAL	35.973,09
SP	351370	DESCALVADO	MUNICIPAL	75.491,34
SP	351385	DIRCE REIS	MUNICIPAL	1.031,34
SP	351390	DIVINOLANDIA	MUNICIPAL	5.738,83
SP	351400	DOBRADA	MUNICIPAL	10.620,64
SP	351410	DOIS CORREGOS	MUNICIPAL	58.161,88
SP	351430	DOURADO	MUNICIPAL	31.631,38
SP	351440	DRACENA	MUNICIPAL	179.294,74
SP	351450	DUARTINA	MUNICIPAL	54.109,59
SP	351470	ECHAPORA	MUNICIPAL	8.476,09
SP	351480	ELDORADO	MUNICIPAL	34.507,70
SP	351490	ELIAS FAUSTO	MUNICIPAL	74.852,78



SP	351492	ELISIARIO	MUNICIPAL	118,44
SP	351495	EMBAUBA	MUNICIPAL	335,87
SP	351510	EMBU-GUACU	MUNICIPAL	10.959,03
SP	351515	ENGENHEIRO COELHO	MUNICIPAL	10.127,24
SP	351518	ESPIRITO SANTO DO PINHAL	MUNICIPAL	43.466,28
SP	355730	ESTIVA GERBI	MUNICIPAL	52.331,64
SP	351530	ESTRELA DO NORTE	MUNICIPAL	23.716,21
SP	351520	ESTRELA D'OESTE	MUNICIPAL	47.586,36
SP	351535	EUCLIDES DA CUNHA PAULISTA	MUNICIPAL	34.993,15
SP	351540	FARTURA	MUNICIPAL	31.958,89
SP	351560	FERNANDO PRESTES	MUNICIPAL	4.674,06
SP	351550	FERNANDOPOLIS	MUNICIPAL	48.412,04
SP	351565	FERNAO	MUNICIPAL	3.669,48
SP	351570	FERRAZ DE VASCONCELOS	MUNICIPAL	34.900,32
SP	351600	FLORIDA PAULISTA	MUNICIPAL	5.027,77
SP	351610	FLORINIA	MUNICIPAL	18.179,22
SP	351620	FRANCA	MUNICIPAL	334.853,47
SP	351650	GABRIEL MONTEIRO	MUNICIPAL	5.103,73
SP	351660	GALIA	MUNICIPAL	26.108,06
SP	351670	GARCA	MUNICIPAL	89.987,37
SP	351690	GENERAL SALGADO	MUNICIPAL	12.907,21
SP	351700	GETULINA	MUNICIPAL	35.583,29
SP	351710	GLICERIO	MUNICIPAL	23.869,32
SP	351720	GUAICARA	MUNICIPAL	11.053,14
SP	351730	GUAIMBE	MUNICIPAL	14.857,40
SP	351740	GUAIRA	MUNICIPAL	106.540,35
SP	351750	GUAPIACU	MUNICIPAL	47.507,00
SP	351760	GUAPIARA	MUNICIPAL	92.561,66
SP	351780	GUARACAI	MUNICIPAL	15.981,99
SP	351790	GUARACI	MUNICIPAL	38.684,13
SP	351800	GUARANI D'OESTE	MUNICIPAL	3.402,27
SP	351810	GUARANTA	MUNICIPAL	13.525,36
SP	351830	GUARAREMA	MUNICIPAL	48.704,26
SP	351840	GUARATINGUETA	MUNICIPAL	760.936,12
SP	351850	GUAREI	MUNICIPAL	39.049,23
SP	351860	GUARIBA	MUNICIPAL	68.317,69
SP	351880	GUARULHOS	MUNICIPAL	616.476,54
SP	351900	HERCULANDIA	MUNICIPAL	7.112,46
SP	351905	HOLAMBRA	MUNICIPAL	24.422,19
SP	351907	HORTOLANDIA	MUNICIPAL	197.782,14
SP	351920	IACRI	MUNICIPAL	17.421,30
SP	351925	IARAS	MUNICIPAL	39.487,11
SP	351930	IBATE	MUNICIPAL	32.400,23
SP	351940	IBIRA	MUNICIPAL	23.228,36
SP	351960	IBITINGA	MUNICIPAL	143.736,22
SP	351970	IBIUNA	MUNICIPAL	144.952,48
SP	351980	ICEM	MUNICIPAL	43.090,70
SP	351990	IEPE	MUNICIPAL	14.716,03
SP	352000	IGARACU DO TIETE	MUNICIPAL	30.882,97
SP	352010	IGARAPAVA	MUNICIPAL	62.402,34
SP	352020	IGARATA	MUNICIPAL	19.501,88
SP	352050	INDAIATUBA	MUNICIPAL	100.195,86



SP	352060	INDIANA	MUNICIPAL	7.606,74
SP	352070	INDIAPORA	MUNICIPAL	25.975,27
SP	352080	INUBIA PAULISTA	MUNICIPAL	2.536,17
SP	352090	IPAUSSU	MUNICIPAL	32.134,36
SP	352100	IPERO	MUNICIPAL	25.840,57
SP	352110	IPEUNA	MUNICIPAL	30.687,26
SP	352115	IPIGUA	MUNICIPAL	26.837,95
SP	352120	IPORANGA	MUNICIPAL	23.349,03
SP	352130	IPUA	MUNICIPAL	115.488,76
SP	352140	IRACEMAPOLIS	MUNICIPAL	1.104,98
SP	352150	IRAPUA	MUNICIPAL	9.879,88
SP	352160	IRAPURU	MUNICIPAL	3.956,79
SP	352170	ITABERA	MUNICIPAL	72.214,34
SP	352200	ITAJU	MUNICIPAL	1.079,63
SP	352210	ITANHAEM	MUNICIPAL	49.955,45
SP	352215	ITAOCA	MUNICIPAL	16.698,69
SP	352220	ITAPECERICA DA SERRA	MUNICIPAL	19.846,37
SP	352230	ITAPETININGA	MUNICIPAL	286.112,88
SP	352240	ITAPEVA	MUNICIPAL	289.341,87
SP	352250	ITAPEVI	MUNICIPAL	53.127,31
SP	352260	ITAPIRA	MUNICIPAL	154.726,54
SP	352265	ITAPIRAPUA PAULISTA	MUNICIPAL	27.959,46
SP	352270	ITAPOLIS	MUNICIPAL	101.514,90
SP	352280	ITAPORANGA	MUNICIPAL	27.832,26
SP	352300	ITAPURA	MUNICIPAL	6.523,66
SP	352310	ITAQUAQUECETUBA	MUNICIPAL	140.936,19
SP	352320	ITARARE	MUNICIPAL	95.256,20
SP	352330	ITARIRI	MUNICIPAL	31.513,09
SP	352340	ITATIBA	MUNICIPAL	23.236,81
SP	352350	ITATINGA	MUNICIPAL	12.407,93
SP	352360	ITIRAPINA	MUNICIPAL	14.954,73
SP	352380	ITOBI	MUNICIPAL	19.595,78
SP	352390	ITU	MUNICIPAL	207.250,77
SP	352410	ITUVERAVA	MUNICIPAL	171.367,70
SP	352420	JABORANDI	MUNICIPAL	46.631,27
SP	352430	JABOTICABAL	MUNICIPAL	261.510,65
SP	352440	JACAREI	MUNICIPAL	548.743,11
SP	352450	JACI	MUNICIPAL	534,45
SP	352460	JACUPIRANGA	MUNICIPAL	59.542,31
SP	352480	JALES	MUNICIPAL	32.034,41
SP	352490	JAMBEIRO	MUNICIPAL	4.556,67
SP	352500	JANDIRA	MUNICIPAL	65.410,62
SP	352530	JAU	MUNICIPAL	765.819,51
SP	352540	JERIQUEARA	MUNICIPAL	3.510,40
SP	352550	JOANOPOLIS	MUNICIPAL	37.979,90
SP	352560	JOAO RAMALHO	MUNICIPAL	6.780,35
SP	352570	JOSE BONIFACIO	MUNICIPAL	23.945,56
SP	352580	JULIO MESQUITA	MUNICIPAL	18.054,54
SP	352590	JUNDIAI	MUNICIPAL	51.751,57
SP	352600	JUNQUEIROPOLIS	MUNICIPAL	39.510,49
SP	352610	JUQUIA	MUNICIPAL	45.248,38
SP	352630	LAGOINHA	MUNICIPAL	11.902,79



SP	352640	LARANJAL PAULISTA	MUNICIPAL	43.633,16
SP	352660	LAVRINHAS	MUNICIPAL	16.034,33
SP	352670	LEME	MUNICIPAL	91.425,60
SP	352680	LENCOIS PAULISTA	MUNICIPAL	92.195,64
SP	352690	LIMEIRA	MUNICIPAL	232.330,59
SP	352700	LINDOIA	MUNICIPAL	16.715,80
SP	352710	LINS	MUNICIPAL	271.075,94
SP	352720	LORENA	MUNICIPAL	300.081,10
SP	352725	LOURDES	MUNICIPAL	5.641,96
SP	352740	LUCELIA	MUNICIPAL	69.155,56
SP	352750	LUCIANOPOLIS	MUNICIPAL	3.453,72
SP	352770	LUIZIANIA	MUNICIPAL	12.048,98
SP	352780	LUPERCIO	MUNICIPAL	14.587,89
SP	352790	LUTECIA	MUNICIPAL	14.854,74
SP	352800	MACATUBA	MUNICIPAL	41.814,76
SP	352810	MACAUBAL	MUNICIPAL	37.803,88
SP	352820	MACEDONIA	MUNICIPAL	22.109,31
SP	352840	MAIRINQUE	MUNICIPAL	60.043,13
SP	352860	MANDURI	MUNICIPAL	27.053,57
SP	352880	MARACAI	MUNICIPAL	57.357,12
SP	352890	MARIAPOLIS	MUNICIPAL	6.266,10
SP	352900	MARILIA	MUNICIPAL	123.961,91
SP	352910	MARINOPOLIS	MUNICIPAL	3.693,50
SP	352920	MARTINOPOLIS	MUNICIPAL	58.895,93
SP	352940	MAUA	MUNICIPAL	152.723,49
SP	352950	MENDONCA	MUNICIPAL	18.935,40
SP	352960	MERIDIANO	MUNICIPAL	3.526,38
SP	352965	MESOPOLIS	MUNICIPAL	225,19
SP	352970	MIGUELOPOLIS	MUNICIPAL	109.215,59
SP	352980	MINEIROS DO TIETE	MUNICIPAL	33.040,74
SP	353000	MIRA ESTRELA	MUNICIPAL	18.617,33
SP	352990	MIRACATU	MUNICIPAL	45.631,36
SP	353010	MIRANDOPOLIS	MUNICIPAL	7.538,15
SP	353020	MIRANTE DO PARANAPANEMA	MUNICIPAL	118.254,68
SP	353030	MIRASSOL	MUNICIPAL	81.323,62
SP	353040	MIRASSOLANDIA	MUNICIPAL	26.599,34
SP	353050	MOCOCA	MUNICIPAL	142.442,16
SP	353060	MOGI DAS CRUZES	MUNICIPAL	187.192,45
SP	353070	MOGI GUACU	MUNICIPAL	434.471,38
SP	353080	MOGI MIRIM	MUNICIPAL	226.379,75
SP	353090	MOMBUCA	MUNICIPAL	10.900,62
SP	353100	MONCOES	MUNICIPAL	6.086,51
SP	353110	MONGAGUA	MUNICIPAL	61.833,72
SP	353120	MONTE ALEGRE DO SUL	MUNICIPAL	21.178,18
SP	353130	MONTE ALTO	MUNICIPAL	123.077,16
SP	353150	MONTE AZUL PAULISTA	MUNICIPAL	91.552,53
SP	353180	MONTE MOR	MUNICIPAL	35.684,71
SP	353190	MORRO AGUDO	MUNICIPAL	79.927,73
SP	353200	MORUNGABA	MUNICIPAL	12.127,36
SP	353205	MOTUCA	MUNICIPAL	10.392,39
SP	353210	MURUTINGA DO SUL	MUNICIPAL	1.982,60
SP	353220	NARANDIBA	MUNICIPAL	15.348,51



SP	353230	NATIVIDADE DA SERRA	MUNICIPAL	17.782,42
SP	353240	NAZARE PAULISTA	MUNICIPAL	34.814,45
SP	353250	NEVES PAULISTA	MUNICIPAL	37.001,32
SP	353260	NHANDEARA	MUNICIPAL	1.886,63
SP	353270	NIPOA	MUNICIPAL	5.102,34
SP	353280	NOVA ALIANCA	MUNICIPAL	19.230,71
SP	353282	NOVA CAMPINA	MUNICIPAL	29.670,95
SP	353290	NOVA EUROPA	MUNICIPAL	16.818,66
SP	353300	NOVA GRANADA	MUNICIPAL	14.957,07
SP	353310	NOVA GUATAPORANGA	MUNICIPAL	11.035,74
SP	353320	NOVA INDEPENDENCIA	MUNICIPAL	12.011,34
SP	353325	NOVAIS	MUNICIPAL	14.882,99
SP	353350	NOVO HORIZONTE	MUNICIPAL	100.245,66
SP	353360	NUPORANGA	MUNICIPAL	11.038,28
SP	353370	OCAUCU	MUNICIPAL	8.984,41
SP	353380	OLEO	MUNICIPAL	1.533,60
SP	353390	OLIMPIA	MUNICIPAL	128.410,31
SP	353410	ORIENTE	MUNICIPAL	40.198,17
SP	353420	ORINDIUVA	MUNICIPAL	14.746,12
SP	353430	ORLANDIA	MUNICIPAL	46.158,08
SP	353440	OSASCO	MUNICIPAL	108.755,14
SP	353450	OSCAR BRESSANE	MUNICIPAL	26.129,59
SP	353460	OSVALDO CRUZ	MUNICIPAL	72.983,69
SP	353470	OURINHOS	MUNICIPAL	359.554,92
SP	353480	OURO VERDE	MUNICIPAL	15.363,99
SP	353475	OUROESTE	MUNICIPAL	10.698,64
SP	353490	PACAEMBU	MUNICIPAL	13.713,54
SP	353500	PALESTINA	MUNICIPAL	31.332,54
SP	353510	PALMARES PAULISTA	MUNICIPAL	13.844,92
SP	353520	PALMEIRA D'OESTE	MUNICIPAL	48.671,11
SP	353530	PALMITAL	MUNICIPAL	36.488,19
SP	353540	PANORAMA	MUNICIPAL	27.038,92
SP	353550	PARAGUACU PAULISTA	MUNICIPAL	238.326,08
SP	353570	PARAISO	MUNICIPAL	4.561,61
SP	353580	PARANAPANEMA	MUNICIPAL	35.052,35
SP	353590	PARANAPUA	MUNICIPAL	1.431,59
SP	353600	PARAPUA	MUNICIPAL	7.823,06
SP	353610	PARDINHO	MUNICIPAL	27.077,96
SP	353625	PARISI	MUNICIPAL	1.371,86
SP	353630	PATROCINIO PAULISTA	MUNICIPAL	43.903,71
SP	353640	PAULICEIA	MUNICIPAL	40.632,05
SP	353660	PAULO DE FARIA	MUNICIPAL	38.979,21
SP	353670	PEDERNEIRAS	MUNICIPAL	126.848,87
SP	353680	PEDRA BELA	MUNICIPAL	7.614,15
SP	353690	PEDRANOPOLIS	MUNICIPAL	15.253,06
SP	353700	PEDREGULHO	MUNICIPAL	4.595,80
SP	353710	PEDREIRA	MUNICIPAL	32.946,01
SP	353715	PEDRINHAS PAULISTA	MUNICIPAL	12.986,48
SP	353720	PEDRO DE TOLEDO	MUNICIPAL	46.156,98
SP	353730	PENAPOLIS	MUNICIPAL	271.615,81
SP	353740	PEREIRA BARRETO	MUNICIPAL	38.058,96
SP	353750	PEREIRAS	MUNICIPAL	15.893,21



SP	353760	PERUIBE	MUNICIPAL	109.614,00
SP	353770	PIACATU	MUNICIPAL	16.665,83
SP	353790	PILAR DO SUL	MUNICIPAL	30.999,99
SP	353820	PINHALZINHO	MUNICIPAL	9.298,33
SP	353830	PIQUEROBI	MUNICIPAL	13.472,44
SP	353850	PIQUETE	MUNICIPAL	70.488,43
SP	353860	PIRACAIA	MUNICIPAL	23.754,58
SP	353870	PIRACICABA	MUNICIPAL	491.751,78
SP	353880	PIRAJU	MUNICIPAL	75.343,48
SP	353890	PIRAJUI	MUNICIPAL	74.515,40
SP	353900	PIRANGI	MUNICIPAL	53.872,22
SP	353910	PIRAPORA DO BOM JESUS	MUNICIPAL	129.440,26
SP	353920	PIRAPOZINHO	MUNICIPAL	30.020,97
SP	353930	PIRASSUNUNGA	MUNICIPAL	105.711,20
SP	353940	PIRATININGA	MUNICIPAL	26.788,19
SP	353950	PITANGUEIRAS	MUNICIPAL	37.739,97
SP	353970	PLATINA	MUNICIPAL	932,36
SP	353980	POA	MUNICIPAL	38.439,36
SP	353990	POLONI	MUNICIPAL	6.220,82
SP	354000	POMPEIA	MUNICIPAL	60.655,37
SP	354010	PONGAI	MUNICIPAL	1.404,78
SP	354025	PONTALINDA	MUNICIPAL	2.476,65
SP	354030	PONTES GESTAL	MUNICIPAL	6.552,36
SP	354040	POPULINA	MUNICIPAL	9.541,27
SP	354050	PORANGABA	MUNICIPAL	60.659,76
SP	354060	PORTO FELIZ	MUNICIPAL	43.370,11
SP	354070	PORTO FERREIRA	MUNICIPAL	123.957,42
SP	354075	POTIM	MUNICIPAL	53.932,63
SP	354080	POTIRENDABA	MUNICIPAL	23.100,98
SP	354085	PRACINHA	MUNICIPAL	5.161,20
SP	354105	PRATANIA	MUNICIPAL	6.891,16
SP	354110	PRESIDENTE ALVES	MUNICIPAL	6.470,68
SP	354120	PRESIDENTE BERNARDES	MUNICIPAL	7.481,98
SP	354130	PRESIDENTE EPITACIO	MUNICIPAL	266.332,69
SP	354140	PRESIDENTE PRUDENTE	MUNICIPAL	120.722,47
SP	354150	PRESIDENTE VENCESLAU	MUNICIPAL	105.951,68
SP	354165	QUADRA	MUNICIPAL	9.795,03
SP	354170	QUATA	MUNICIPAL	34.580,71
SP	354180	QUEIROZ	MUNICIPAL	26.786,40
SP	354190	QUELUZ	MUNICIPAL	49.026,90
SP	354200	QUINTANA	MUNICIPAL	41.133,85
SP	354210	RAFARD	MUNICIPAL	19.729,96
SP	354220	RANCHARIA	MUNICIPAL	58.453,36
SP	354230	REDENCAO DA SERRA	MUNICIPAL	12.529,07
SP	354240	REGENTE FEIJO	MUNICIPAL	50.469,95
SP	354250	REGINOPOLIS	MUNICIPAL	23.400,54
SP	354260	REGISTRO	MUNICIPAL	21.806,60
SP	354270	RESTINGA	MUNICIPAL	3.054,90
SP	354280	RIBEIRA	MUNICIPAL	38.434,25
SP	354290	RIBEIRAO BONITO	MUNICIPAL	18.800,17
SP	354310	RIBEIRAO CORRENTE	MUNICIPAL	3.649,73
SP	354320	RIBEIRAO DO SUL	MUNICIPAL	2.473,07



SP	354325	RIBEIRAO GRANDE	MUNICIPAL	6.708,64
SP	354330	RIBEIRAO PIRES	MUNICIPAL	230.067,20
SP	354340	RIBEIRAO PRETO	MUNICIPAL	479.657,12
SP	354360	RIFAINA	MUNICIPAL	18.509,57
SP	354370	RINCAO	MUNICIPAL	40.303,83
SP	354380	RINOPOLIS	MUNICIPAL	8.486,76
SP	354390	RIO CLARO	MUNICIPAL	417.339,28
SP	354400	RIO DAS PEDRAS	MUNICIPAL	3.765,02

SP	354410	RIO GRANDE DA SERRA	MUNICIPAL	42.224,41
SP	354420	RIOLANDIA	MUNICIPAL	53.877,36
SP	354350	RIVERSUL	MUNICIPAL	18.141,75
SP	354425	ROSANA	MUNICIPAL	15.400,49
SP	354430	ROSEIRA	MUNICIPAL	37.413,07
SP	354460	SABINO	MUNICIPAL	9.861,24
SP	354470	SAGRES	MUNICIPAL	4.251,64
SP	354480	SALES	MUNICIPAL	18.533,78
SP	354490	SALES OLIVEIRA	MUNICIPAL	27.210,08
SP	354520	SALTO	MUNICIPAL	108.445,40
SP	354540	SALTO GRANDE	MUNICIPAL	26.334,75
SP	354560	SANTA ADELIA	MUNICIPAL	52.636,04
SP	354570	SANTA ALBERTINA	MUNICIPAL	6.822,93
SP	354580	SANTA BARBARA D'OESTE	MUNICIPAL	169.905,64
SP	354600	SANTA BRANCA	MUNICIPAL	42.392,12
SP	354625	SANTA CRUZ DA ESPERANCA	MUNICIPAL	13.949,75
SP	354630	SANTA CRUZ DAS PALMEIRAS	MUNICIPAL	51.450,51
SP	354640	SANTA CRUZ DO RIO PARDO	MUNICIPAL	8.497,87
SP	354650	SANTA ERNESTINA	MUNICIPAL	33.301,81
SP	354660	SANTA FE DO SUL	MUNICIPAL	163.881,10
SP	354670	SANTA GERTRUDES	MUNICIPAL	6.325,82
SP	354680	SANTA ISABEL	MUNICIPAL	102.822,72
SP	354690	SANTA LUCIA	MUNICIPAL	38.827,73
SP	354700	SANTA MARIA DA SERRA	MUNICIPAL	11.020,46
SP	354750	SANTA RITA DO PASSA QUATRO	MUNICIPAL	20.311,31
SP	354760	SANTA ROSA DE VITERBO	MUNICIPAL	25.775,62
SP	354765	SANTA SALETE	MUNICIPAL	4.479,95
SP	354720	SANTANA DA PONTE PENSA	MUNICIPAL	3.996,93
SP	354770	SANTO ANASTACIO	MUNICIPAL	45.118,66
SP	354790	SANTO ANTONIO DA ALEGRIA	MUNICIPAL	46.880,31
SP	354800	SANTO ANTONIO DE POSSE	MUNICIPAL	7.530,40
SP	354805	SANTO ANTONIO DO ARACANGUA	MUNICIPAL	18.705,70
SP	354810	SANTO ANTONIO DO JARDIM	MUNICIPAL	11.453,40
SP	354820	SANTO ANTONIO DO PINHAL	MUNICIPAL	21.938,56
SP	354830	SANTO EXPEDITO	MUNICIPAL	5.383,52
SP	354840	SANTOPOLIS DO AGUAPEI	MUNICIPAL	15.817,82
SP	354860	SAO BENTO DO SAPUCAI	MUNICIPAL	20.716,29
SP	354870	SAO BERNARDO DO CAMPO	MUNICIPAL	32.581,73
SP	354880	SAO CAETANO DO SUL	MUNICIPAL	283.202,05
SP	354890	SAO CARLOS	MUNICIPAL	106.236,28
SP	354910	SAO JOAO DA BOA VISTA	MUNICIPAL	252.484,44
SP	354920	SAO JOAO DAS DUAS PONTES	MUNICIPAL	3.459,09
SP	354930	SAO JOAO DO PAU D'ALHO	MUNICIPAL	6.206,80



SP	354940	SAO JOAQUIM DA BARRA	MUNICIPAL	12.639,80
SP	354950	SAO JOSE DA BELA VISTA	MUNICIPAL	33.591,06
SP	354960	SAO JOSE DO BARREIRO	MUNICIPAL	19.385,18
SP	354970	SAO JOSE DO RIO PARDO	MUNICIPAL	126.915,03
SP	354980	SAO JOSE DO RIO PRETO	MUNICIPAL	151.657,66
SP	354990	SAO JOSE DOS CAMPOS	MUNICIPAL	530.231,22
SP	354995	SAO LOURENCO DA SERRA	MUNICIPAL	94.056,03
SP	355000	SAO LUIS DO PARAITINGA	MUNICIPAL	17.579,45
SP	355010	SAO MANUEL	MUNICIPAL	103.814,49
SP	355020	SAO MIGUEL ARCANJO	MUNICIPAL	63,30
SP	355040	SAO PEDRO	MUNICIPAL	115.335,08
SP	355060	SAO ROQUE	MUNICIPAL	89.975,55
SP	355080	SAO SEBASTIAO DA GRAMA	MUNICIPAL	38.178,36
SP	355090	SAO SIMAO	MUNICIPAL	24.630,74
SP	355100	SAO VICENTE	MUNICIPAL	204.899,58
SP	355110	SARAPUI	MUNICIPAL	34.530,50
SP	355160	SERRA NEGRA	MUNICIPAL	55.823,84
SP	355150	SERRANA	MUNICIPAL	28.475,66
SP	355170	SERTAOZINHO	MUNICIPAL	130.761,56
SP	355180	SETE BARRAS	MUNICIPAL	41.264,72
SP	355190	SEVERINIA	MUNICIPAL	54.805,61
SP	355200	SILVEIRAS	MUNICIPAL	50.540,22
SP	355210	SOCORRO	MUNICIPAL	107.473,27
SP	355230	SUD MENNUCCI	MUNICIPAL	16.300,13
SP	355240	SUMARE	MUNICIPAL	187.185,01
SP	355270	TABATINGA	MUNICIPAL	36.921,72
SP	355280	TABOAO DA SERRA	MUNICIPAL	174.852,69
SP	355290	TACIBA	MUNICIPAL	19.914,85
SP	355300	TAGUAI	MUNICIPAL	15.233,17
SP	355310	TAIACU	MUNICIPAL	36.117,15
SP	355320	TAIUVA	MUNICIPAL	19.075,83
SP	355330	TAMBAU	MUNICIPAL	85.767,66
SP	355340	TANABI	MUNICIPAL	41.701,10
SP	355360	TAPIRATIBA	MUNICIPAL	60.303,05
SP	355365	TAQUARAL	MUNICIPAL	19.145,88
SP	355370	TAQUARITINGA	MUNICIPAL	180.575,96
SP	355380	TAQUARITUBA	MUNICIPAL	34.286,97
SP	355385	TAQUARIVAI	MUNICIPAL	23.851,65
SP	355390	TARABAI	MUNICIPAL	41.197,77
SP	355400	TATUI	MUNICIPAL	329.114,79
SP	355410	TAUBATE	MUNICIPAL	242.142,70
SP	355420	TEJUPA	MUNICIPAL	8.116,89
SP	355430	TEODORO SAMPAIO	MUNICIPAL	104.454,70
SP	355440	TERRA ROXA	MUNICIPAL	45.334,78
SP	355450	TIETE	MUNICIPAL	67.533,49
SP	355460	TIMBURI	MUNICIPAL	5.012,25
SP	355465	TORRE DE PEDRA	MUNICIPAL	11.329,02
SP	355470	TORRINHA	MUNICIPAL	33.293,84
SP	355475	TRABIJU	MUNICIPAL	13.471,93
SP	355500	TUPA	MUNICIPAL	49.249,00
SP	355510	TUPI PAULISTA	MUNICIPAL	16.961,91
SP	355520	TURIUBA	MUNICIPAL	602,08



SP	355535	UBARANA	MUNICIPAL	10.797,84
SP	355540	UBATUBA	MUNICIPAL	89.105,15
SP	355550	UBIRAJARA	MUNICIPAL	21.380,86
SP	355560	UCHOA	MUNICIPAL	28.930,52
SP	355570	UNIAO PAULISTA	MUNICIPAL	4.046,24
SP	355580	URANIA	MUNICIPAL	19.610,46
SP	355590	URU	MUNICIPAL	1.431,61
SP	355610	VALENTIM GENTIL	MUNICIPAL	36.728,03
SP	355635	VARGEM	MUNICIPAL	10.941,69
SP	355640	VARGEM GRANDE DO SUL	MUNICIPAL	66.373,03
SP	355645	VARGEM GRANDE PAULISTA	MUNICIPAL	41.236,63
SP	355660	VERA CRUZ	MUNICIPAL	17.226,15
SP	355670	VINHEDO	MUNICIPAL	9.355,67
SP	355680	VIRADOURO	MUNICIPAL	36.618,69
SP	355690	VISTA ALEGRE DO ALTO	MUNICIPAL	26.350,68
SP	355695	VITORIA BRASIL	MUNICIPAL	5.719,82
SP	355700	VOTORANTIM	MUNICIPAL	4.858,84
SP	355710	VOTUPORANGA	MUNICIPAL	150.610,40
SP	355715	ZACARIAS	MUNICIPAL	9.712,85
TO	172100	TOCANTINS	ESTADUAL	4.740.461,99
TO	170025	ABREULANDIA	MUNICIPAL	13.161,34
TO	170030	AGUIARNOPOLIS	MUNICIPAL	49.258,70
TO	170035	ALIANCA DO TOCANTINS	MUNICIPAL	39.469,90
TO	170040	ALMAS	MUNICIPAL	50.481,88
TO	170070	ALVORADA	MUNICIPAL	25.017,59
TO	170100	ANANAS	MUNICIPAL	94.661,90
TO	170105	ANGICO	MUNICIPAL	18.515,11
TO	170110	APARECIDA DO RIO NEGRO	MUNICIPAL	19.652,75
TO	170130	ARAGOMINAS	MUNICIPAL	33.219,11
TO	170190	ARAGUACEMA	MUNICIPAL	23.461,07
TO	170200	ARAGUACU	MUNICIPAL	31.868,33
TO	170210	ARAGUAINA	MUNICIPAL	638.982,79
TO	170215	ARAGUANA	MUNICIPAL	36.565,14
TO	170220	ARAGUATINS	MUNICIPAL	144.585,99
TO	170230	ARAPOEMA	MUNICIPAL	20.628,74
TO	170240	ARRAIAS	MUNICIPAL	27.730,52
TO	170255	AUGUSTINOPOLIS	MUNICIPAL	85.876,28
TO	170270	AURORA DO TOCANTINS	MUNICIPAL	29.611,49
TO	170290	AXIXA DO TOCANTINS	MUNICIPAL	50.639,84
TO	170300	BABACULANDIA	MUNICIPAL	30.802,28
TO	170305	BANDEIRANTES DO TOCANTINS	MUNICIPAL	33.500,88
TO	170310	BARROLANDIA	MUNICIPAL	31.673,97
TO	170320	BERNARDO SAYAO	MUNICIPAL	29.378,90
TO	170330	BOM JESUS DO TOCANTINS	MUNICIPAL	13.895,80
TO	170360	BRASILANDIA DO TOCANTINS	MUNICIPAL	7.187,13
TO	170370	BREJINHO DE NAZARE	MUNICIPAL	59.082,90
TO	170380	BURITI DO TOCANTINS	MUNICIPAL	63.010,25
TO	170382	CACHOEIRINHA	MUNICIPAL	10.655,28
TO	170384	CAMPOS LINDOS	MUNICIPAL	28.059,12
TO	170386	CARIRI DO TOCANTINS	MUNICIPAL	32.957,64
TO	170389	CARRASCO BONITO	MUNICIPAL	36.144,77
TO	170390	CASEARA	MUNICIPAL	29.838,67




TO	170410	CENTENARIO	MUNICIPAL	6.973,46
TO	170510	CHAPADA DA NATIVIDADE	MUNICIPAL	24.174,76
TO	170460	CHAPADA DE AREIA	MUNICIPAL	10.068,19
TO	170550	COLINAS DO TOCANTINS	MUNICIPAL	42.914,13
TO	171670	COLMEIA	MUNICIPAL	53.580,70
TO	170555	COMBINADO	MUNICIPAL	30.739,03
TO	170560	CONCEICAO DO TOCANTINS	MUNICIPAL	39.104,59
TO	170600	COUTO MAGALHAES	MUNICIPAL	12.088,84
TO	170610	CRISTALANDIA	MUNICIPAL	56.311,00
TO	170625	CRIXAS DO TOCANTINS	MUNICIPAL	28.129,48
TO	170650	DARCINOPOLIS	MUNICIPAL	50.535,07
TO	170700	DIANOPOLIS	MUNICIPAL	50.723,33
TO	170710	DIVINOPOLIS DO TOCANTINS	MUNICIPAL	51.379,85
TO	170720	DOIS IRMAOS DO TOCANTINS	MUNICIPAL	28.671,18
TO	170730	DUERE	MUNICIPAL	37.686,23
TO	170740	ESPERANTINA	MUNICIPAL	44.795,27
TO	170755	FATIMA	MUNICIPAL	25.631,41
TO	170765	FIGUEIROPOLIS	MUNICIPAL	40.404,84
TO	170770	FILADELFIA	MUNICIPAL	62.224,49
TO	170820	FORMOSO DO ARAGUAIA	MUNICIPAL	116.910,22
TO	170825	FORTALEZA DO TABOCAO	MUNICIPAL	6.515,52
TO	170830	GOIANORTE	MUNICIPAL	34.111,18
TO	170900	GOIATINS	MUNICIPAL	58.863,70
TO	170930	GUARAI	MUNICIPAL	36.285,57
TO	170950	GURUPI	MUNICIPAL	385.826,03
TO	170980	IPUEIRAS	MUNICIPAL	20.133,47
TO	171050	ITACAJA	MUNICIPAL	38.576,87
TO	171070	ITAGUATINS	MUNICIPAL	24.353,52
TO	171090	ITAPIRATINS	MUNICIPAL	5.792,23
TO	171110	ITAPORA DO TOCANTINS	MUNICIPAL	22.197,85
TO	171150	JAU DO TOCANTINS	MUNICIPAL	19.531,85
TO	171180	JUARINA	MUNICIPAL	9.833,01
TO	171190	LAGOA DA CONFUSAO	MUNICIPAL	39.419,44
TO	171195	LAGOA DO TOCANTINS	MUNICIPAL	45.266,92
TO	171200	LAJEADO	MUNICIPAL	27.831,81
TO	171215	LAVANDEIRA	MUNICIPAL	20.284,02
TO	171245	LUZINOPOLIS	MUNICIPAL	18.056,76
TO	171250	MARIANOPOLIS DO TOCANTINS	MUNICIPAL	37.931,86
TO	171270	MATEIROS	MUNICIPAL	8.355,66
TO	171280	MAURILANDIA DO TOCANTINS	MUNICIPAL	16.874,04
TO	171320	MIRACEMA DO TOCANTINS	MUNICIPAL	41.279,49
TO	171330	MIRANORTE	MUNICIPAL	47.444,67
TO	171360	MONTE DO CARMO	MUNICIPAL	60.635,81
TO	171370	MONTE SANTO DO TOCANTINS	MUNICIPAL	5.092,94
TO	171395	MURICILANDIA	MUNICIPAL	24.373,56
TO	171420	NATIVIDADE	MUNICIPAL	78.431,50
TO	171430	NAZARE	MUNICIPAL	39.438,35
TO	171488	NOVA OLINDA	MUNICIPAL	59.358,73
TO	171500	NOVA ROSALANDIA	MUNICIPAL	24.813,10
TO	171510	NOVO ACORDO	MUNICIPAL	33.030,77
TO	171515	NOVO ALEGRE	MUNICIPAL	19.640,03
TO	171525	NOVO JARDIM	MUNICIPAL	7.335,63



TO	171550	OLIVEIRA DE FATIMA	MUNICIPAL	17.536,29
TO	172100	PALMAS	MUNICIPAL	112.842,19
TO	171570	PALMEIRANTE	MUNICIPAL	17.069,60
TO	171380	PALMEIRAS DO TOCANTINS	MUNICIPAL	32.288,75
TO	171575	PALMEIROPOLIS	MUNICIPAL	68.394,86
TO	171610	PARAISO DO TOCANTINS	MUNICIPAL	14.508,07
TO	171620	PARANA	MUNICIPAL	88.866,21
TO	171630	PAU D'ARCO	MUNICIPAL	24.451,65
TO	171650	PEDRO AFONSO	MUNICIPAL	26.339,34
TO	171665	PEQUIZEIRO	MUNICIPAL	51.862,95
TO	171700	PINDORAMA DO TOCANTINS	MUNICIPAL	28.788,75
TO	171720	PIRAQUE	MUNICIPAL	10.317,70
TO	171750	PIUM	MUNICIPAL	55.800,05
TO	171780	PONTE ALTA DO BOM JESUS	MUNICIPAL	26.161,85
TO	171790	PONTE ALTA DO TOCANTINS	MUNICIPAL	50.883,69
TO	171800	PORTO ALEGRE DO TOCANTINS	MUNICIPAL	17.617,33
TO	171820	PORTO NACIONAL	MUNICIPAL	314.323,11
TO	171830	PRAIA NORTE	MUNICIPAL	53.586,25
TO	171840	PRESIDENTE KENNEDY	MUNICIPAL	24.245,93
TO	171845	PUGMIL	MUNICIPAL	11.509,19
TO	171850	RECURSOLANDIA	MUNICIPAL	25.020,76
TO	171855	RIACHINHO	MUNICIPAL	27.911,68
TO	171865	RIO DA CONCEICAO	MUNICIPAL	16.497,63
TO	171870	RIO DOS BOIS	MUNICIPAL	10.193,92
TO	171875	RIO SONO	MUNICIPAL	5.295,23
TO	171880	SAMPAIO	MUNICIPAL	33.187,16
TO	171884	SANDOLANDIA	MUNICIPAL	21.066,22
TO	171886	SANTA FE DO ARAGUAIA	MUNICIPAL	34.814,45
TO	171888	SANTA MARIA DO TOCANTINS	MUNICIPAL	15.411,56
TO	171889	SANTA RITA DO TOCANTINS	MUNICIPAL	8.818,01
TO	171890	SANTA ROSA DO TOCANTINS	MUNICIPAL	45.977,33
TO	171900	SANTA TEREZA DO TOCANTINS	MUNICIPAL	27.640,06
TO	172000	SANTA TEREZINHA DO TOCANTINS	MUNICIPAL	19.337,71
TO	172010	SAO BENTO DO TOCANTINS	MUNICIPAL	54.204,32
TO	172020	SAO MIGUEL DO TOCANTINS	MUNICIPAL	43.872,45
TO	172025	SAO SALVADOR DO TOCANTINS	MUNICIPAL	39.653,53
TO	172030	SAO SEBASTIAO DO TOCANTINS	MUNICIPAL	18.398,28
TO	172049	SAO VALERIO	MUNICIPAL	40.680,89
TO	172065	SILVANOPOLIS	MUNICIPAL	6.300,06
TO	172080	SITIO NOVO DO TOCANTINS	MUNICIPAL	104.801,02
TO	172085	SUCUPIRA	MUNICIPAL	9.127,68
TO	172090	TAGUATINGA	MUNICIPAL	78.245,94
TO	172093	TAIPAS DO TOCANTINS	MUNICIPAL	13.404,54
TO	172097	TALISMA	MUNICIPAL	5.397,79
TO	172110	TOCANTINIA	MUNICIPAL	17.443,07
TO	172120	TOCANTINOPOLIS	MUNICIPAL	172.938,90
TO	172125	TUPIRAMA	MUNICIPAL	12.678,87
TO	172130	TUPIRATINS	MUNICIPAL	8.294,19
TO	172208	WANDERLANDIA	MUNICIPAL	59.558,35
TO	172210	XAMBIOA	MUNICIPAL	34.388,01





GDOC: 35.796/2019

Saúde



**BELÉM**  
PREFEITURA  
CAPITAL DA AMAZÔNIA

**FUNDO MUNICIPAL DE SAÚDE – FMS**

31 de março de 2025

Ao: NSAJ

**Assunto: MINUTA - VIGÉSIMO TERCEIRO TERMO ADITIVO AO CONTRATO DE GESTÃO Nº 029/2020**, QUE ENTRE SI CELEBRAM O MUNICÍPIO DE BELÉM, ATRAVÉS DA SECRETARIA MUNICIPAL DE SAÚDE DE BELÉM E INSTITUTO NACIONAL DE PESQUISA E GESTÃO EM SAÚDE - INSAÚDE, QUALIFICADA COMO ORGANIZAÇÃO SOCIAL, PARA O FOMENTO, GERENCIAMENTO, OPERACIONALIZAÇÃO E EXECUÇÃO DE ATIVIDADES E SERVIÇOS DE SAÚDE A SEREM DESENVOLVIDAS NA **UNIDADE DE PRONTO ATENDIMENTO DA MARAMBAIA 24H – UPA MARAMBAIA**. Quanto ao repasse, correspondente as competências de **JANEIRO E FEVEREIRO/2025**, em conformidade com as Portarias GM/MS Nº 6.566, de 28 de janeiro de 2025 e Portaria GM/MS Nº 6.648, de 25 de fevereiro de 2025, respectivamente.

**Elemento de despesa: 33.50.85**

**PISO ENFERMAGEM**

**Função Programática: 2.09.22.10.302.0001**

**Projeto Atividade: 2217**

**Fonte: 1605.00.00.00**

**Sub-Ação: 008**

**Tarefa: 001**

**Cota: 99.105**

**Gerson Gama**

**Assistente FMS/SESMA**

De acordo;

PATRICIA MARTINS  
CARNEIRO DA  
FONSECA:7409671  
0253

Assinado de forma  
digital por PATRICIA  
MARTINS CARNEIRO DA  
FONSECA:74096710253  
Dados: 2025.03.31  
16:23:03 -03'00'

**Patrícia Martins**  
**Coord. FMS/SESMA**

PROCESSO Nº 35796/2019

TIPO DE PROCESSO: T. A. INSAÚDE PISO ENFERMAGEM.

## DESPACHO

Acolho o parecer jurídico nº 1198/2025 – NSAJ/SESMA e o parecer do Núcleo de Controle Interno nº 471/2025 – NCI/SESMA e APROVO a MINUTA DO VIGÉSIMO SEGUNDO TERMO ADITIVO AO CONTRATO DE GESTÃO Nº 029/2020, celebrado com o INSTITUTO NACIONAL DE PESQUISA E GESTÃO EM SAÚDE – INSAÚDE, cujo objeto refere-se ao fomento, gerenciamento, operacionalização e execução de atividades e serviços de saúde a serem desenvolvidos na Unidade de Pronto Atendimento 24h da Marambaia – UPA MARAMBAIA – PORTE III, localizado à Rua Maravalho Belo, nº 77, Bairro da Marambaia, no Município de Belém, em tempo integral, que assegure assistência universal e gratuita à população.

O presente Termo Aditivo tem fundamento na Lei nº 14.434/2022 e na seguinte Portaria GM/MS Nº 5.287, de 26 de agosto de 2024, publicada no D.O.U em 28 de agosto de 2024 c/c o art. 65, II, “d” da Lei Federal nº 8666/93 e suas alterações posteriores, no que se refere ao estabelecimento de critérios e procedimentos para o repasse da assistência financeira complementar da União destinada ao cumprimento do piso salarial nacional de enfermeiros, técnicos e auxiliares de enfermagem e parteiras.

O presente Termo Aditivo tem por objeto pactuar o realinhamento de valores, o qual não importa em acréscimo legal, nos termos do art. 65, §1º e 2º da Lei nº 8.666/93, consistente no repasse da assistência financeira complementar da União destinada ao cumprimento do piso salarial nacional de enfermeiros, técnicos e auxiliares de enfermagem e parteiras no valor total de **R\$ 212.610,35 (Duzentos e doze mil, seiscentos e dez reais e trinta e cinco centavos)**, correspondente ao seguinte valor e competência apurado:

- a) Quanto ao repasse apurou-se que o INSTITUTO NACIONAL DE PESQUISA E GESTÃO EM SAÚDE - INSAÚDE possui o direito de receber o valor de R\$ 107.005,40 (Cento e sete mil e cinco reais e quarenta centavos), correspondente à competência de JANEIRO/2025, em conformidade com a Portaria GM/MS Nº 6.566, de 28 de janeiro de 2025, publicada no D.O.U em 29/01/2025;
- b) b ) Quanto ao repasse apurou-se que o INSTITUTO NACIONAL DE PESQUISA E GESTÃO EM SAÚDE - INSAÚDE possui o direito de receber o valor de R\$ 105.604,95 (Cento e cinco mil, seiscentos e quatro reais e noventa e cinco centavos), correspondente à competência de FEVEREIRO/2025, em conformidade com a Portaria GM/MS Nº 6.648, de 25 de fevereiro de 2025, publicada no D.O.U em 27/02/2025. Ficam mantidas e ratificadas, em seu inteiro teor, todas as demais Cláusulas e condições do Contrato originário, não modificadas por este instrumento.

Ao **Núcleo de Contratos** para providencias.

Belém, 15 de abril de 2025.

  
**Rômulo Simão Nina de Azevedo**  
Secretário Municipal de Saúde/SESMA  
Decreto Nº 113.391/2025